

# Profile of vitamin D receptor gene polymorphism TaqI in patients with periodontitis

*by* Nurlindah Hamrun

---


**Submission date:** 07-Mar-2022 09:49AM (UTC+0700)

**Submission ID:** 1778052961

**File name:** NurlindaProfile\_of\_vitamin\_D\_receptor\_gene\_polymorphism.pdf (801.55K)

**Word count:** 6407

**Character count:** 32932



## Profile of vitamin D receptor gene polymorphism TaqI in patients with periodontitis

NURLINDAH HAMRUN<sup>1</sup>, MUHAMMAD RUSLIN<sup>2</sup>, ERNI MARLINA<sup>3</sup>, SRI OKTAWATI<sup>4</sup>,  
TAKASHI SAITO<sup>5</sup>, ANDI SITTI HAJRAH YUSUF<sup>2</sup> and KENG-LIANG OU<sup>6,7</sup>

Departments of <sup>1</sup>Oral Biology, <sup>2</sup>Oral and Maxillofacial Surgery, <sup>3</sup>Oral Medicine, <sup>4</sup>Periodontology, Faculty of Dentistry, Hasanuddin University, Makassar, South Sulawesi 90425, Indonesia; <sup>5</sup>Division of Clinical Cariology and Endodontology, Department of Oral Rehabilitation, School of Dentistry, Health Sciences University of Hokkaido, Hokkaido 060-8586, Japan; <sup>6</sup>Department of Dentistry, Taipei Medical University-Shuang Ho Hospital, New Taipei City 235; <sup>7</sup>Biomedical Technology R&D Center, China Medical University Hospital, Taichung 404, Taiwan, R.O.C.

Received December 5, 2021; Accepted February 11, 2022

DOI: 10.3892/br.2022.1518

**Abstract.** The present study aimed to assess the incidence of the vitamin D receptor (VDR) gene polymorphism TaqI in patients with periodontitis, and the potential association of this polymorphism with the severity of the disease. This was a case-controlled study, which included 162 adults divided into two groups as follows: Case group (81 patients diagnosed with periodontitis) and control group (81 patients without periodontitis). Venous blood was obtained from each sample from which DNA was extracted. The gene polymorphism was determined using restricted fragment length polymorphism-PCR and DNA sequencing to identify endonuclease restrictions in exon 9 (TaqI). The data were analyzed using an independent samples t-test. VDR gene polymorphisms were detected in periodontitis cases with TT (86.4%), Tt (12.4%) and tt (1.2%) genotypes. DNA sequencing confirmed a change in the sequence of the VDR gene nucleotides in patients with periodontitis. The data indicated that the severity of periodontal tissue damage may be influenced by changes in the nucleotide sequence.

### Introduction

Periodontitis is one of the most common inflammatory diseases affecting the tissues supporting teeth and it is characterized by progressive resorption of the alveolar bone (1-3). Periodontitis is also one of the primary causes of loss of teeth in adults, and it can affect an individual's quality of life if left untreated (4-6). Periodontitis is initiated by bacterial plaque

on the tooth surface and can be caused by multiple factors, such as an imbalance of periodontal pathogens, host immunity and other environmental, local and systemic factors (3,8). The majority of studies on this topic have emphasized on the role of genetic factors in disease pathogenesis, and on their ability to influence the unique reaction that characterizes the susceptibility of each individual (1,5). Approximately 50% of the clinical severity of periodontitis may be associated with host genetics (3,8). However, the genetic effects may differ among different ethnicities due to the diversity of the subjects in a population (3,7). Therefore, understanding of the pathophysiology of this disease from a genetic standpoint is essential for its early detection and diagnosis.

Over the past decade, considerable efforts have been made to identify the influence of various genetic factors, such as genes that code for IL-1 (9), TNF- $\alpha$  (10), IL-10 (11), IL-4 (12), IL-4 receptor- $\alpha$  (13), Fc  $\gamma$  receptor (14), CD-14 (15) and the vitamin D receptor (VDR). The genetic predispositions associated with these genes are considered to affect the severity of different diseases (16,17). VDR, in particular, is a promising candidate in periodontitis since it affects both bone metabolism and immunological function (4,18). This receptor is present in various cell types and can act as a transcriptional regulator (2). It is located on chromosome 12 q and has 14 exons, 6 of which are located on the 5' region that is not translated (1a-1f) (7,18). The untranslated 3' region of the VDR gene comprises a polymorphism cluster in TaqI, ApaI and BsmI (19,20). If the function of VDR is affected by the polymorphisms of the VDR gene, the contribution of these variants is considered critical for the pathogenesis of systemic diseases related to bone tissues, such as periodontal disease (19,20).

Several studies have attempted to elucidate an association between the presence of VDR gene polymorphisms and the pathogenesis of certain diseases. A series of characterized VDR gene polymorphisms, including those for the *FokI*, *ApaI*, *TaqI* and *BsmI* genes have been previously reported (2,3,5). To date, an association has been found between the susceptibility to periodontal disease and a certain number of single-candidate gene polymorphisms (21). Other studies have also shown a connection between periodontal disease

Correspondence to: Dr Nurlindah Hamrun, Department of Oral Biology, Faculty of Dentistry, Hasanuddin University, Jl. Perintis Kemerdekaan KM 10, Makassar, South Sulawesi 90425, Indonesia  
E-mail: lindahamrun@unhas.ac.id

**Key words:** vitamin D receptor, periodontal disease, DNA amplification, TaqI, genotype

12  
13  
14  
15  
16  
17  
18  
19  
20  
21  
22  
23  
24  
25  
26  
27  
28  
29  
30  
31  
32  
33  
34  
35  
36  
37  
38  
39  
40  
41  
42  
43  
44  
45  
46  
47  
48  
49  
50  
51  
52  
53  
54  
55  
56  
57  
58  
59  
60  
61  
62  
63  
64  
65  
66  
67  
68  
69  
70  
71  
72  
73  
74  
75  
76  
77  
78  
79  
80  
81  
82  
83  
84  
85  
86  
87  
88  
89  
90  
91  
92  
93  
94  
95  
96  
97  
98  
99  
100

and vitamin D levels (2,22,23). Although extensive evidence has been obtained, the majority of the studies were only focused on the investigation of the association between periodontitis and the VDR gene polymorphism (2,21-23). In the present study, DNA sequencing and restricted fragment length polymorphism (RFLP)-PCR analysis were used to further examine the changes in nucleotide arrangement of the VDR gene. The identification of genetic variations linked to the increased susceptibility to certain diseases may be key to the development and advancement of preventive medicine. Therefore, the aim of the present study was to investigate possible correlations between the VDR gene polymorphisms, specifically in exon 9 (TaqI), and the severity of periodontitis. This study was a case-controlled study and the subjects were recruited from a Makassar-based population in Indonesia.

## Materials and methods

**Study population and data collection.** The present study was a case-controlled study including patients who were enrolled at the Periodontology Department of the Dental Hospital, Hasanuddin University, Indonesia. The study protocol was approved by the Ethics Committee for Biomedical Research in Humans, Faculty of Medicine, Hasanuddin University (approval no. 0189/H.04.8.4.5.31/PP-KOMETIK/2010, approval date 04/06/2010). The current study was performed in accordance with the Declaration of Helsinki (24). In total, 162 individuals were recruited, and they were divided into two groups: Case group, patients diagnosed with periodontitis (14 males and 67 females) and control group, healthy patients without periodontitis (38 males and 43 females). The median age of the case group was 38 years (age range 25-60) and the median age of the control group was 34 years (age range 22-60). Determination of the sample size was based on the Lemeshow formula for the case-controlled study design. The actual odd ratio (OR) estimate was ~2. Consideration of OR=2 has been used in previous research studies; an OR of 2 obtained in these previous studies suggested that samples with VDR gene polymorphisms were 2x more likely to suffer from chronic periodontitis than those without VDR gene polymorphisms. Thus we used this as minimum standard to calculate our sample size (25,26). Since the number of populations was infinite (unknown)  $P2^4=0.5$  was used with a value of 0.05. The anticipated rate was 10% and the power of the test was 0.842.

The diagnostic criteria for the case group included patients diagnosed with periodontitis based on the New Classification of Periodontal Disease (2018) (27). The periodontitis stage in the present study was divided into three categories as determined previously (24). It was based on the clinical attachment loss (CAL) and probing pocket depth (PPD): Stage I, CAL 1-2 mm and maximum PPD  $\leq 4$  mm; stage II, CAL 3-4 mm and maximum PPD  $\leq 5$  mm; stage III and IV, CAL  $\geq 5$  mm and PPD  $\geq 6$  mm. The diagnostic criteria for the control group were healthy patients without periodontitis, which was defined by the absence of clinically detectable inflammation in the gingiva, such as an intact periodontium with a gingival recession and CAL, 'salmon' or 'coral pink' in color, firm in consistency and firmly attached to the underlying alveolar bone. The subjects that were suitable for the present study were included in the case and the control groups and were provided

with the necessary information regarding the research procedure. They were asked to sign the relevant informed consent form for their agreement in participating in the study. The recruitment of the patients was performed for 1 year by two allocated researchers. The first researcher selected patients from the medical record and completed the information in the research form regarding age, sex, ethnicity, occupation, medical history and history of drugs used. Subsequently, a Professor in the Department of Periodontology performed the clinical examination for the diagnosis of periodontal disease and suggested whether or not each patient was suitable for inclusion in the study.

**Inclusion and exclusion criteria.** The inclusion criteria were: Indonesian patients, age range of 25-60 years, and had at least 20 teeth. The patients who exhibited 2 interproximal sites with CAL  $\geq 2$  mm, and 6 interproximal sites with PPD  $\geq 4$  mm were also included. The exclusion criteria were the following: Patients with systemic diseases, such as diabetes, tuberculosis, hepatitis or human immunodeficiency virus, as well as patients with smoking habits or had used prosthetics. Moreover, patients who were pregnant and/or breastfeeding were also excluded from the study.

**Clinical examination.** Patients who met the inclusion criteria received a comprehensive dental examination and a complete research chart was recorded. It is well established that important clinical signs of periodontitis include poor to moderate scores in the oral hygiene index-simplified (OHI-S), PPD and CAL (27,28), therefore these clinical signs were used to evaluate their influence on the incidence of VDR gene polymorphisms. Initially, the number of caries teeth, the number of edentulous and the OHI-S score (29) were assessed. Subsequently, scaling was performed on all subjects using an ultrasonic scaler. The clinical examination was performed to evaluate the PPD and the level of CAL. The measurements of PPD were made at 6 sites on each tooth according to the charting form used in the Department of Periodontology. The largest value on 6 tooth surfaces in each tooth was obtained for analysis. CAL was measured based on the distance from the cemento-enamel junction to the base of the pocket. For analysis, interdental CAL at the site of the greatest loss was taken.

**Laboratory analysis.** Venous blood (0.5-1 ml) samples were obtained from all subjects in both groups for laboratory analysis. The DNA from the peripheral leukocytes was extracted and purified using the Boom method (30). The analysis was performed in the Laboratory of Immunology and Molecular Biology, Faculty of Medicine, Hasanuddin University (Makassar, Indonesia). The gene polymorphisms were determined based on endonuclease restriction in exon 9 of the examined VDR gene using RFLP-PCR and direct sequencing.

**Amplification by PCR.** In all subjects, VDR gene polymorphisms were detected in exon 9 using the following specific primers: Forward, 5'-CTGGGGAGCGGGGAGTATGAA GGA-3' and reverse, 5'-GGGTGGCGGCAGCGGATGTA-3' (<https://omim.org/entry/601769>). DNA amplification was conducted for RFLP using the TaqI restriction enzyme. The PCR amplification was performed using 32 cycles, consisting



of denaturation for 1 min at 94°C, annealing for 1.5 min at 59°C, and extension for 2 min at 72°C. Following the completion of 32 cycles, the samples were heated at 72°C for 7 min. The amplification products were analyzed by agarose gel electrophoresis.

**RFLP-PCR analysis.** Following amplification, 5 µl PCR amplification products and 2 µl loading buffer were mixed and loaded onto 1.5% agarose gels along with ethidium bromide. The gel was soaked in a container with Tris borate EDTA buffer, and subsequently, electrophoresis was performed at a steady voltage of 80 V for 1 h. The gel was removed and observed under UV light. The fragment bands observed at different distances from the sample indicated genotypic differences of the VDR gene polymorphism. The differences were marked with the letter t (a restriction area is present) or the letter T (no restriction area is present). The genotypes based on the bands of the agarose gels were classified as follows: i) TT: Absence of fragment sizes at 1,398 bp; ii) Tt: Presence of fragment sizes at (946 + 452 bp) and 1,398 bp and iii) tt: Presence of fragment sizes at 946 bp and 452 bp.

**DNA sequencing.** In all obtained samples, direct sequencing was performed by Macrogen, Inc. Sequencing confirmed the changes in the nucleotide base arrangement in exon 9 of the VDR gene. NCBI BLAST was used to analyze the sequencing results.

**Statistical analysis.** SPSS version 11.5 (SPSS, Inc.) was used for data analysis. The mean ± SD were calculated for all descriptive variables. An independent samples t-test was performed to detect phenotypic differences in subjects with periodontitis. P<0.05 was considered to indicate a statistically significant difference. Hardy-Weinberg equilibrium was verified manually using a standard calculation formula (31).

## Results

**Distribution and characteristics of the subjects.** In total, the data were collected for 162 patients from the Dental Hospital, Hasanuddin University. The age was known for all 162 patients. The detailed characteristics of the subjects are shown in Table I. Based on the independent samples t-test, it was found that both edentulous and OHI-S were significantly higher in the case group compared with the control groups (P<0.05; Table I). This difference indicated that patients with periodontitis exhibited worse oral hygiene than healthy patients without periodontitis.

**VDR gene polymorphism.** The VDR gene polymorphism consists of the following three genotypes: TT (1 band), tT (2 bands), and tt (3 bands) (Fig. 1A and B). The TT genotype (1,398 bp) indicated no fragment sizes, whereas fragment sizes of 946, 452 and 1,398 bp were obtained for the Tt genotype and fragment sizes of 946 and 452 bp for the tt genotype. The genotype distribution of the VDR gene in the case and control groups is highlighted in Table II. It was noted that the case group exhibited a higher percentage of the TT genotype (86.4%) compared with either the Tt (12.3%) or the tt (1.2%)

genotypes. The control group had a TT genotype percentage of 98.8%, a Tt genotype percentage of 1.2%, and an absence of the tt genotype. Both case and control groups exhibited a genotype distribution within the Hardy-Weinberg equilibrium [ $p^2+2pq+q^2=1$ ;  $(0.96)^2+2(0.96)(0.04)+(0.04)^2=1.0016$ ].

The comparison between the VDR genotype of the subjects with periodontitis was based on the mean value of OHI-S, PPD and CAL (Table III). The results confirmed that the mean of OHI-S was higher for the patients with periodontitis and the TT genotype (mean score, 2.71) than that of the patients with periodontitis and Tt/tt genotype (mean score, 2.12). However, the difference was not statistically significant (P>0.05). Both the PPD status and CAL were higher for the Tt/tt genotype (PPD mean score, 5.14; CAL mean score, 4.41) compared with those of the TT genotype (PPD mean score, 3.52; CAL mean score, 2.80). Both of these parameters indicated significant differences, with P-values of 0.006 and 0.001, respectively.

**Polymorphism analysis of the VDR gene by sequencing.** DNA sequencing confirmed a change in the sequence of the VDR gene nucleotides (Fig. 2). The data indicated the sequencing results of the three genotypes. The nucleotide sequence for the tt genotype at codon 352 was altered compared with that of the initial sequence of AGGTCGA (Fig. 2A and B); the final sequence was AGGCCGA (Fig. 2C). This indicated a nucleotide substitution from T to C (GTC to GCC) due to the change in the amino acid valine (coded by GTC) to alanine (coded by GCC).

## Discussion

The aim of the present study was to identify the presence of the VDR gene polymorphisms in patients with periodontitis (3,38). Subsequently, the VDR gene polymorphism was assessed as a risk factor associated with periodontitis between patients with periodontitis and healthy subjects (33). The present study examined the change in the nucleotide sequence of the VDR gene to explore the potential association of the VDR gene polymorphism with the severity of the disease. Limited studies have been performed utilizing DNA sequencing for the identification of genetic variants that are linked to susceptibility to periodontitis. In addition, to the best of our knowledge, the present study is the first study in this context conducted in Indonesia.

Current research conducted in the field of periodontology has particularly focused on the influence of genetic factors on individual susceptibility to periodontitis (34-36). The tendency for early-onset periodontitis can be inherited with either an autosomal recessive or autosomal dominant trait (37,38). In the present study, it was found that the frequency of the Tt and tt genotypes (t allele) was lower than that of the TT genotype (T allele) in both periodontitis and healthy subjects. This result is reasonable owing to the fact that the population in Makassar, Indonesia, as a part of the Asian race, has a minor presentation of the Tt and tt genotypes in the VDR gene. A similar result was noted in a study by Zmuda *et al* (39) that reported a frequency of the Tt and tt genotypes of only 2% in Asians, 5% in African Americans and 17% in Caucasians. In accordance with these findings, two previous studies conducted by Sun *et al* (37) and

1  
2  
3  
4  
5  
6  
7  
8  
9  
10  
11  
12  
13  
14  
15  
16  
17  
18  
19  
20  
21  
22  
23  
24  
25  
26  
27  
28  
29  
30  
31  
32  
33  
34  
35  
36  
37  
38  
39  
40  
41  
42  
43  
44  
45  
46  
47  
48  
49  
50  
51  
52  
53  
54  
55  
56  
57  
58  
59  
60  
61  
62  
63  
64  
65  
66  
67  
68  
69  
70  
71  
72  
73  
74  
75  
76  
77  
78  
79  
80  
81  
82  
83  
84  
85  
86  
87  
88  
89  
90  
91  
92  
93  
94  
95  
96  
97  
98  
99  
100

Table I. Clinicopathological characteristics of the recruited cohort.

Parameters	Case, n=81		Control, n=81		P-value
	Mean	SD	Mean	SD	
Age, year	38.9	9.24	37.61	11.82	0.443
Height, cm	155.53	6.55	157.33	7.33	0.101
Weight, kg	55.46	6.45	56.19	9.22	0.618
Body mass index, kg/m <sup>2</sup>	22.47	2.9	23.18	3.4	0.936
Parotulous	2.48	2.69	1.06	1.07	<0.001 <sup>b</sup>
Caries	2.17	2.3	2.04	1.69	0.673
Oral hygiene index-simplified	2.63	0.96	2.29	0.69	0.011 <sup>a</sup>
Probing pocket depth, mm	4.54	1.27	-	-	
Stage I (≤4 mm)	4	0			
Stage II (≤5 mm)	5	0			
Stage III/IV (≥6 mm)	7.2	1.98			
Clinical attachment loss, mm	3.02	1.48	-	-	
Stage I (1 to 2 mm)	2	0			
Stage II (3 to 4 mm)	3.55	0.54			
Stage III/IV (≥6 mm)	5.91	1.16			

<sup>a</sup>P<0.05, <sup>b</sup>P<0.001.


Tachi *et al.* (25) also reported that the t allele was present in only 4% of a Chinese ethnic group and in 11% of a Japanese ethnic group. Moreover, a small distribution of the t alleles in the Asian race was also noted by Wang *et al.* (40); only in 5% of the population examined.

The differences in the frequency of the genotypes or alleles in a population can be explained by the following concept: All polymorphisms begin as mutations occurring as a result of DNA damage. As the frequency of the allele increases in the population, the mutation is converted to a polymorphism (41,42). The difference in the allele frequencies between ethnicities tends to be influenced by evolutionary processes and genetic traits of a single population. Similar association studies regarding VDR polymorphisms and periodontal disease have been performed in other ethnic populations and races (34,43,44). Study by Borges *et al.* (45) reported an OR of 4.57 for the association between VDR and periodontitis in a Brazilian population. In 2004, de Brito *et al.* (26) also reported that the genotype and haplotype of the VDR gene polymorphism may be associated with the incidence of periodontal disease. The corresponding  $\chi^2$  values were 2.41 and 4.32, respectively. Similarly, Brett *et al.* (46) demonstrated an association between VDR gene polymorphism and periodontitis in the Caucasian race. Similarly, Tachi *et al.* (25) reported an OR value as high as 2.3 in the Japanese population.

In our previous study, an OR value of 12.57 was noted indicating that subjects with VDR gene polymorphisms exhibited a 12.57-fold higher probability of suffering from periodontitis than those without VDR gene polymorphism (33). This is expected considering that the VDR gene is involved in various processes ranging from bone metabolism to the regulation of the immune response. The fundamental etiology of periodontitis is inflammation caused by bacterial infection,

which promotes alveolar bone resorption; therefore, the VDR gene appears to be an optimal candidate for predicting periodontitis susceptibility. Previously published studies demonstrated that VDR plays an important role in trabecular bone compared with its role in cortical bone (26,46). Moreover, the variation in the VDR allele is responsible for the variation in bone mineral density (BMD) (26,46). VDR, which is involved in controlling calcium and phosphate concentrations in the blood, is disrupted by the presence of variations in the DNA sequence or the presence of polymorphisms, resulting in a decrease in BMD across the body, including the mandible and maxilla (47). A decrease in jaw bone density will increase the alveolar porosity by altering the trabecular pattern, which will eventually increase the bone resorption rate following the invasion of periodontal pathogens (46,48).

In the current study, the clinical features of periodontal tissue damage accompanying periodontitis were investigated by examining the periodontitis phenotype. The results indicated that patients with periodontitis who had the Tt/tt genotype exhibited a higher severity of periodontal tissue damage than those with the TT genotype. It was assumed that the Tt/tt genotype of exon 9 of the VDR gene affected mRNA stability or decreased the expression levels of mRNA of osteoblast-associated genes. This would decrease osteoblast function and increase osteoclast function, thereby leading to severe alveolar trabecular bone resorption. These findings are in accordance with a previous study conducted by Sun *et al.* (37) who demonstrated that the presence of the t allele in the VDR TaqI may be a risk indicator for the susceptibility to early-onset periodontitis. Tachi *et al.* (25) supported the finding of Sun *et al.* (37) by demonstrating that the incidence of the TaqI polymorphism was associated with the susceptibility of developing aggressive periodontitis. In



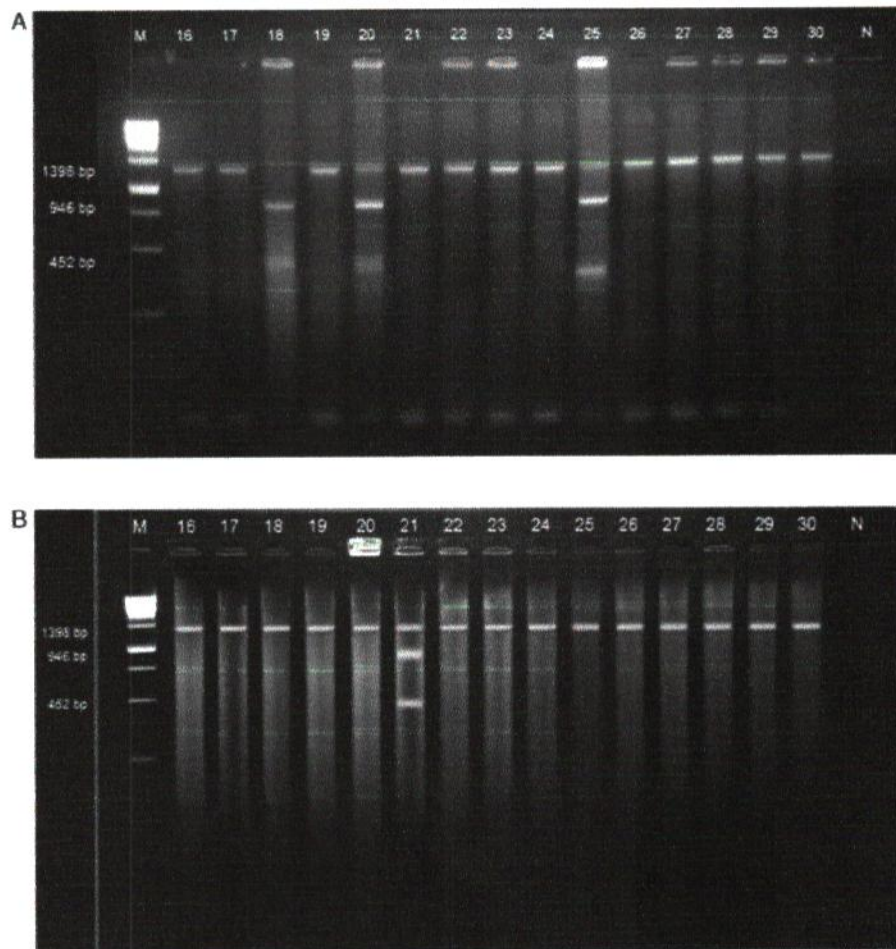


Figure 1. VDR gene polymorphism. Restricted fragment length polymorphism-PCR in the (A) case group and (B) control group. VDR, vitamin D receptor.

another study, the incidence of the heterozygous (tt) genotype of TaqI in patients with osteoporosis was significantly higher in the osteoporosis group compared with that of the control group (18).

In addition to assessing the incidence of the VDR gene polymorphism, the present study detected a change in the sequence of the nucleotides corresponding to the amino acid valine. The nucleotide substitution in exon 9 (TaqI) of the VDR gene results in the conversion of valine to alanine in patients with periodontitis. Another published study evaluated the levels of VDR gene expression in intron 8 and demonstrated that the detection of ApaI C/T single nucleotide polymorphism #rs731236 in patients with chronic periodontitis was an important factor that was often overlooked in the prevention of this disease (37,43). Accumulated evidence from the previously published systematic review and meta-analysis showed that VDR is a biological effector of vitamin D that controls bone metabolism and inflammatory gene expression (5). Accordingly, in another review, it was also found that genetic polymorphisms could modify gene expression or

function. Therefore, they may affect biological pathways and susceptibility of the subjects to a variety of diseases (49). The likely explanation for these observed associations is to assume the existence of a truly functional sequence variation to a different part of the gene, which is, to a certain extent, linked to a different allele of the anonymous polymorphism explored (25,49). In the present study, it was assumed that the nucleotide change would likely affect the level of VDR gene expression, which subsequently influences the translation rate of the protein and causes certain changes in RNA stability and translation. This increased the susceptibility of subjects with the tt allele to a low bone density phenotype. The present study showed that patients with the tt genotype had a higher PPD (8 mm) than those of the patients with the Tt and TT genotypes. Therefore, the findings of the present study emphasize on the assumption that patients with the tt genotype are susceptible to decreased bone density or decreased immune system function. Unfortunately, since this was not fully addressed in the current research, it is recommended to analyze these findings in future studies.




Table II. Vitamin D receptor gene genotype frequency in the case and control groups.

Genotype	Case		Control	
	n	%	n	%
TT	70	86.42	80	98.77
Tt	10	12.35	1	1.23
tt	1	1.23	0	0
Total	81	100	81	100

Table III. Comparison of the Vitamin D receptor genotype in patients with periodontitis based on OHI-S, PPD and CAL.

Parameter	TT genotype, n=70		Tt/tt genotype, n=11		P-value
	Mean	SD	Mean	SD	
OHI-S	2.71	0.95	2.12	0.93	0.06
PPD	3.52	1.49	5.14	2.98	0.006*
CAL	2.8	1.26	4.41	2.06	0.001*

\*P<0.001. OHI-S, oral hygiene index-simplified; PPD, probing pocket depth; CAL, clinical attachment loss.

It is important to note that the present study has certain limitations such as the small sample size consisted of individuals from a single center. Therefore, additional research is required to identify the specific pathogenesis of this disease and the functional significance of the polymorphisms of the VDR gene.

In conclusion, the findings of the present study suggested that the VDR gene polymorphism was associated with periodontitis in the Makassar-based population. Indirect evidence confirms that the severity of periodontal tissue damage may be a consequence of the presence of the t allele or the tt genotype.

#### Acknowledgements

We would like to thank Professor Bahruddin Talib (Department of Prosthodontics, Faculty of Dentistry, Hasanuddin University, Makassar, Indonesia) and Professor Budu (Department of Ophthalmology Faculty of Medicine, Hasanuddin University) for their valuable scientific support, as well as Professor Burhanuddin Daeng Pasiga (Department of Dental Public Health, Faculty of Dentistry, Hasanuddin University) for their expert support in data analysis.

#### Funding

The present study was supported by the Ministry of Research, Technology, and Higher Education of the Republic of Indonesia (grant no. 1109/DS/PL/2010).





Figure 2. DNA sequencing of the VDR genotype. Sequencing of the (A) TT, (B) Tt and (C) tt genotype. VDR, vitamin D receptor.

#### Availability of data and materials

The datasets used and/or analyzed during the present study are available from the corresponding author on reasonable request.



### Authors' contributions

NH, SO and EM conceived and designed the study, and wrote the original draft of the manuscript. MR and ASHY analyzed and interpreted the data, and edited the manuscript. TS and KLO assisted in the design of the study, curated the data, and reviewed and edited the manuscript. All authors have read and approved the final manuscript. NH, SO and MR confirm the authenticity of all the raw data.

### Ethics approval and consent to participate

The present study was approved by the Ethics Committee for Biomedical Research in Humans, Faculty of Medicine, Hasanuddin University (approval no. 0189/H.04.8.4.5.31/PP.36-KOMETI/2010). All patients in the case and control groups provided informed consent prior to the initiation of the study. The experimental procedures were based on the Declaration of Helsinki.

### Patient consent for publication


The patients provided written informed consent for the publication of any data and/or accompanying images.

### Competing interests

The authors declare that they have no competing interests.

### References


- Heidari Z, Moudi B and Mahmoudzadeh-Sagheb HJ: Immunomodulatory factors gene polymorphisms in chronic periodontitis: An overview. *BMC Oral Health* 19: 29, 2019.
- Nazemiasalman B, Vahabi S, Sabouri E, Hosseinpour S and Doaji S: Association of vitamin D binding protein and vitamin D receptor gene polymorphisms in Iranian patients with chronic periodontitis. *Odontol* 107: 46-53, 2019.
- Gago EV, Cadarso-Suarez C, Perez-Fernandez R, Burgos RR, Mugica JD and Iglesias CS: Association between vitamin D receptor FokI polymorphism and serum parathyroid hormone level in patients with chronic renal failure. *J Endocrinol Invest* 28: 117-121, 2005.
- Khammissa R, Ballyram R, Jadwat Y, Fourie J, Lemmer J and Feller LJ: Vitamin D deficiency as it relates to oral immunity and chronic periodontitis. *Int J Dent* 2018: 7315797, 2018.
- Wan QS, Li L, Yang SK, Liu ZL and Song N: Role of Vitamin D receptor gene polymorphisms on the susceptibility to periodontitis: A meta-analysis of a controversial issue. *Genet Test Mol Biomarkers* 23: 618-633, 2019.
- Ebersole JL, Lambert J, Bush H, Huja PE and Basu AJN: Serum nutrient levels and aging effects on periodontitis. *Nutrients* 10: 1986, 2018.
- Suchancka A, Chmielowiec K, Chmielowiec J, Trybek G, Masiak J, Michalowska-Sawczyn M, Nowicka R, Grocholewicz K and Grzywacz A: Vitamin D receptor gene polymorphisms and cigarette smoking impact on oral health: A case-control study. *Int J Environ Res Public Health* 17: 3192, 2020.
- Toy V and Uslu MO: Do genetic polymorphisms affect susceptibility to periodontal disease? A literature review. *Niger J Clin Pract* 22: 445-453, 2019.
- Nikolopoulos GK, Dimou NL, Hamodrakas SJ and Bagos PG: Cytokine gene polymorphisms in periodontal disease: A meta-analysis of 53 studies including 4178 cases and 4590 controls. *J Clin Periodontol* 35: 754-767, 2008.
- Soga Y, Nishimura F, Ohyama H, Maeda H, Takashiba S and Murayama Y: Tumor necrosis factor-alpha gene (TNF-alpha)-1031/-863/-857 single-nucleotide polymorphisms (SNPs) are associated with severe adult periodontitis in Japanese. *J Clin Periodontol* 30: 524-531, 2003.
- Koutouzis T, Haber D, Shaddox L, Aukhil I and Wallet SM: Autoreactivity of serum immunoglobulin to periodontal tissue components: A pilot study. *J Periodontol* 80: 625-633, 2009.
- Holla LI, Fassmann A, Augustin P, Halabala T, Znojil V and Vanek J: The association of interleukin-4 haplotypes with chronic periodontitis in a Czech population. *J Periodontol* 79: 1927-1933, 2008.
- Donati M, Berglundh T, Hytönen AM, Hahn-Zoric M, Hanson LA and Padyukov L: Association of the -159 CD14 gene polymorphism and lack of association of the -308 TNFA and Q551R IL-4RA polymorphisms with severe chronic periodontitis in Swedish Caucasians. *J Clin Periodontol* 32: 474-479, 2005.
- van Sorge NM, van der Pol WL and van de Winkel JG: FcγRIIb polymorphisms: Implications for function, disease susceptibility and immunotherapy. *Tiss Antigens* 61: 189-202, 2003.
- LeVan TD, Bloom JW, Bailey TJ, Karp CL, Halonen M, Martinez FD and Vercelli D: A common single nucleotide polymorphism in the CD14 promoter decreases the affinity of Sp protein binding and enhances transcriptional activity. *J Immunol* 167: 5838-5844, 2001.
- Selvaraj P, Chandra G, Jawahar M, Rani MV, Rajeshwari DN and Narayanan PR: Regulatory role of vitamin D receptor gene variants of Bsm I, Apa I, Taq I, and Fok I polymorphisms on macrophage phagocytosis and lymphoproliferative response to mycobacterium tuberculosis antigen in pulmonary tuberculosis. *J Clin Immunol* 24: 523-532, 2004.
- Gelder CM, Hart KW, Williams OM, Lyons E, Welsh KI, Campbell IA and Marshall SE: Vitamin D receptor gene polymorphisms and susceptibility to *Mycobacterium malmoense* pulmonary disease. *J Infect Dis* 181: 2099-2102, 2000.
- Banjabi AA, Al-Ghafari AB, Kamosani TA, Kannan K and Fallatah SM: Genetic influence of vitamin D receptor gene polymorphisms on osteoporosis risk. *Int J Health Sci (Qassim)* 14: 22-28, 2020.
- Guo HX, Pan J, Pan HB, Cui SJ and Fang CY: Correlation of vitamin D receptor gene (ApaI) polymorphism with periodontitis: A meta-analysis of Chinese population. *Food Sci Nutr* 7: 3607-3612, 2019.
- Gunes S, Sumer AP, Keles GC, Kara N, Koprulu H, Bagci H and Bek Y: Analysis of vitamin D receptor gene polymorphisms in patients with chronic periodontitis. *Indian J Med Res* 127: 58-64, 2008.
- Laine ML, Loos BG and Crielaard W: Gene polymorphisms in chronic periodontitis. *Int J Dent* 2010: 324719, 2010.
- Perić M, Cavalier E, Toma S and Lasserre J: Serum vitamin D levels and chronic periodontitis in adult, Caucasian population—a systematic review. *J Periodontol Res* 53: 645-656, 2018.
- Uwitonze AM, Murerere J, Ineza MC, Harelimana EI, Nsabimana U, Uwambaye P, Gatarayaha A and Haq A: Effects of vitamin D status on oral health. *J Steroid Biochem Mol Biol* 175: 190-194, 2018.
- World Medical Association: World medical association declaration of helsinki: Ethical principles for medical research involving human subjects. *JAMA* 300: 2191-2194, 2003.
- Tachi Y, Shimpuku H, Nosaka Y, Kawamura T, Shinohara M, Ueda M, Imai H and Ohura K: Vitamin D receptor gene polymorphism is associated with chronic periodontitis. *Life Sci* 73: 3313-3321, 2003.
- de Brito Junior RB, Scarel-Caminaga RM, Trevilatto PC, Souza AP and Barros SP: Polymorphisms in the vitamin D receptor gene are associated with periodontal disease. *J Periodontol* 75: 1090-1095, 2004.
- Tonetti MS, Greenwell H and Kornman KS: Staging and grading of periodontitis: Framework and proposal of a new classification and case definition. *J Periodontol* 89 (Suppl 1): S159-S172, 2018.
- Lertpimonchai A, Rattanasri S, Arj-Ong Vallibhakara S, Attia J and Thakkinstian A: The association between oral hygiene and periodontitis: A systematic review and meta-analysis. *Int Dent J* 67: 332-343, 2017.
- Greene JC and Vermillion JR: The simplified oral hygiene index. *J Am Dent Assoc* 68: 7-13, 1964.
- Boom R, Sol CJ, Salimans MM, Jansen CL, Wertheim-van Dillen PM and van der Noordaa J: Rapid and simple method for purification of nucleic acids. *J Clin Microbiol* 28: 495-503, 1990.
- Williams KR, Wasson SR, Barrett A, Greenall RF, Jones SR and Bailey EG: Teaching hardy-weinberg equilibrium using population-level punnett squares: Facilitating calculation for students with math anxiety. *CBE-Life Sciences Education* 20: ar22, 2021.



32. Hamrun N and Hatta M: Polymorphisms of Vitamin D receptor gene in chronic periodontitis patients [Indonesia]. *IST Kesehatan* 1: 165-172, 2011.
33. Hamrun N: Polymorphism of Vitamin D receptor gene is associated with chronic periodontitis [Indonesia]. *Dentika: Dental J* 16: 121-125, 2011.
34. Mashhadiabbas F, Neamatzadeh H, Nasiri R, Foroughi E, Farahnak S, Piroozmand P, Mazaheri M and Zare-Shehneh M: Association of vitamin D receptor BsmI, TaqI, FokI, and ApaI polymorphisms with susceptibility of chronic periodontitis: A systematic review and meta-analysis based on 38 case-control studies. *Dent Res J (Isfahan)* 15: 155-165, 2018.
35. Ho YP, Lin YC, Yang YH, Chou YH, Ho KY, Wu YM and Tsai CC: Association of vitamin D receptor gene polymorphisms and periodontitis in a Taiwanese Han population. *J Dent Sci* 12: 360-367, 2017.
36. Loos BG, John RP and Laine ML: Identification of genetic risk factors for periodontitis and possible mechanisms of action. *J Clin Periodontol* 32: 159-169, 2005.
37. Sun J, Meng H, Cao C, Tachi Y, Shimohara M, Ueda M, Imai H and Ohura K: Relationship between vitamin D receptor gene polymorphism and periodontitis. *J Periodontol Res* 37: 263-267, 2002.
38. Divaris K, Monda KL, North KE, Olshan AF, Reynolds LM, Hsueh WC, Lange EM, Moss K, Barros SP, Weyant RJ, *et al.*: Exploring the genetic basis of chronic periodontitis: A genome-wide association study. *Hum Mol Genet* 22: 2312-2314, 2013.
39. Zmuda JM, Cauley JA and Ferrell R: Molecular epidemiology of vitamin D receptor gene variants. *Epidemiol Rev* 22: 203-207, 2000.
40. Wang C, Zhao H, Xiao L, Xie C, Fan W, Sun S, Xie B and Zhang J: Association between vitamin D receptor gene polymorphisms and severe chronic periodontitis in a Chinese population. *J Periodontol* 80: 603-608, 2009.
41. Naito M, Miyaki K, Naito T, Zhang L, Hoshi K, Hara A, Masaki K, Tohyama S, Muramatsu M, Hamajima N and Nakayama T: Association between vitamin D receptor gene haplotypes and chronic periodontitis among Japanese men. *Int J Med Sci* 4: 216-222, 2007.
42. Uitterlinden AG, Fang Y, Van-Meurs JB, Pols HA and Van-Leeuwen J: Genetics and biology of vitamin D receptor polymorphisms. *Gene* 338: 143-156, 2004.
43. Marian D, Rusu D, Stratul SI, Calniceanu H, Sculean A and Anghel A: Association of vitamin D receptor gene polymorphisms with chronic periodontitis in a population in Western Romania. *Oral Health Prev Dent* 17: 157-165, 2019.
44. Jilani M, Mohamed AA, Zeglam HB, Alhudiri IM, Ramadan AM, Saleh SS, Elkabr M, Amer IB, Ashammakhi N and Enattah NS: Association between vitamin D receptor gene polymorphisms and chronic periodontitis among Libyans. *Libyan J Med* 10: 26771, 2015.
45. Borges MA, Figueiredo LC, Brito RB Jr, Favari M and Feres M: Microbiological composition associated with vitamin D receptor gene polymorphism in chronic periodontitis. *Braz Oral Res* 23: 203-208, 2009.
46. Brett P, Zygogianni P, Griffiths G, Tomaz M, Parkar M, D'Aruto F and Tonetti M: Functional gene polymorphisms in aggressive and chronic periodontitis. *J Dent Res* 84: 1149-1153, 2005.
47. Kuo LC, Polson AM and Kang T: Associations between periodontal diseases and systemic diseases: A review of the inter-relationships and interactions with diabetes, respiratory diseases, cardiovascular diseases and osteoporosis. *Public Health* 122: 417-433, 2008.
48. Amano Y, Komiyama K and Makishima MJ: Vitamin D and periodontal disease. *J Oral Sci* 51: 11-20, 2009.
49. Ruiz-Ballesteros AI, Meza-Meza MR, Vizmanos-Lamotte B, Parra-Rojas I and de la Cruz-Mosso U: Association of vitamin D metabolism gene polymorphisms with autoimmunity: Evidence in population genetic studies. *Int J Mol Sci* 21: 9626, 2020.



This work is licensed under a Creative Commons Attribution-NonCommercial-NoDerivatives 4.0 International (CC BY-NC-ND 4.0) License.



# Profile of vitamin D receptor gene polymorphism TaqI in patients with periodontitis

## ORIGINALITY REPORT

24%

SIMILARITY INDEX

17%

INTERNET SOURCES

21%

PUBLICATIONS

5%

STUDENT PAPERS

## PRIMARY SOURCES

1

[helda.helsinki.fi](https://helda.helsinki.fi)

Internet Source

1%

2

X.P. Hu, Z.Q. Li, J.Y. Zhou, Z.H. Yu, J.M. Zhang, M.L. Guo. "Analysis of the association between polymorphisms in the vitamin D receptor (VDR) gene and dental caries in a Chinese population", Genetics and Molecular Research, 2015

Publication

1%

3

Michael I. MacEntee, Mario Brondani, Limor Avivi - Arber, David Bartlett et al. "Clinical Oral Disorders in Adults Screening Protocol (CODA - SP) from the 2019 Vancouver IADR Consensus Symposium", Gerodontology, 2020

Publication

1%

4

[aap.onlinelibrary.wiley.com](https://aap.onlinelibrary.wiley.com)


Internet Source

1%

5


Jose M. Valdivielso, Elvira Fernandez. "Vitamin D receptor polymorphisms and diseases",

<1%



Publication

6	<a href="https://complete.bioone.org">complete.bioone.org</a> Internet Source	<1 %
7	<a href="https://www.mdpi.com">www.mdpi.com</a> Internet Source	<1 %
8	Shikuan Zhang, Xin Li, Xiang Xu, Qingxia Wei, Hanlu Li, Tong Liu, Chunlei L. Liu. "Genomic and RNA-Seq Profiling of Patients with Heart Failure Identified Alterations in Phosphorylation and Immune Signaling Pathways", Research Square Platform LLC, 2021 Publication	<1 %
9	<a href="https://pdfs.semanticscholar.org">pdfs.semanticscholar.org</a> Internet Source	<1 %
10	<a href="https://cyberleninka.org">cyberleninka.org</a> Internet Source	<1 %
11	<a href="https://www.thieme-connect.de">www.thieme-connect.de</a> Internet Source	<1 %
12	<a href="https://dent.unhas.ac.id">dent.unhas.ac.id</a> Internet Source	<1 %
13	<a href="https://diagnprognres.biomedcentral.com">diagnprognres.biomedcentral.com</a> Internet Source	<1 %
14	<a href="https://link.springer.com">link.springer.com</a> Internet Source	<1 %



15 [oamjms.eu](http://oamjms.eu) Internet Source <1 %

---

16 [wwwnc-origin.cdc.gov](http://wwwnc-origin.cdc.gov) Internet Source <1 %

---

17 Moushira Zaki, Sanaa Kamal, Walaa A. Basha, Eman Youness, Wafaa Ezzat, Hala El-Bassyouni, Khalda Amr. "Association of vitamin D receptor gene polymorphism (VDR) with vitamin D deficiency, metabolic and inflammatory markers in Egyptian obese women", *Genes & Diseases*, 2017  
Publication <1 %

---

18 [dmauldin.gdxbase.org](http://dmauldin.gdxbase.org) Internet Source <1 %

---


19 Chunxian Wang, Hongyu Zhao, Limin Xiao, Chengjie Xie, Weihua Fan, Shuyu Sun, Baoyi Xie, Jincal Zhang. "Association Between Vitamin D Receptor Gene Polymorphisms and Severe Chronic Periodontitis in a Chinese Population", *Journal of Periodontology*, 2009  
Publication <1 %

---


20 Young Ho Kim, Jaeryung Oh. "Choroidal Thickness Profile in Chorioretinal Diseases: Beyond the Macula", *Frontiers in Medicine*  
Internet Source <1 %

---

[idmfc.org](http://idmfc.org) 1



22	<a href="http://www.geneticsmr.com">www.geneticsmr.com</a> Internet Source	<1 %
23	<a href="http://bioone.org">bioone.org</a> Internet Source	<1 %
24	<a href="http://inajog.com">inajog.com</a> Internet Source	<1 %
25	A UITTERLINDEN. "Genetic Vitamin D Receptor Polymorphisms and Risk of Disease", Vitamin D, 2005 Publication	<1 %
26	João Botelho, Vanessa Machado, Yago Leira, Luís Proença, José João Mendes. "Periodontal inflammation mediates the link between homocysteine and high blood pressure", Cold Spring Harbor Laboratory, 2021 Publication	<1 %
27	Submitted to Universitas Brawijaya Student Paper	<1 %
28	Submitted to University of the Western Cape Student Paper	<1 %
29	<a href="http://www.dovepress.com">Www.dovepress.com</a> Internet Source	<1 %
30	<a href="http://assets.researchsquare.com">assets.researchsquare.com</a> Internet Source	<1 %



<1 %

32 [ijpsr.com](http://ijpsr.com)  
Internet Source

<1 %

33 [www.anm.org.br](http://www.anm.org.br)  
Internet Source

<1 %

34 [www.wjgnet.com](http://www.wjgnet.com)  
Internet Source

<1 %

35 [doc.rero.ch](http://doc.rero.ch)  
Internet Source

<1 %

36 [www.scielo.br](http://www.scielo.br)  
Internet Source


<1 %

37 Kachonsak Yongwatana, Kamin Harinwan, Sakkarin Chirapongsathorn, Krit Opuchar et al. " Linn omeprazole in treatment of functional dyspepsia: A randomized, double - blind, placebo - controlled trial ", Journal of Gastroenterology and Hepatology, 2021  
Publication

<1 %

38 Paula R. Moreira. "A functional interleukin-1beta gene polymorphism is associated with chronic periodontitis in a sample of Brazilian individuals", Journal of Periodontal Research, 8/2005  
Publication

<1 %



39

Student Paper

&lt;1 %

40

[www.jnda.com.np](http://www.jnda.com.np)

Internet Source

&lt;1 %

41

Afig Berdeli. "TLR2 Arg753Gly, TLR4 Asp299Gly and Thr399Ile gene polymorphisms are not associated with chronic periodontitis in a Turkish population", *Journal Of Clinical Periodontology*, 7/2007

Publication

&lt;1 %

42

Michael Elvey, S. Patel, Erez Avisar, W. J. White, E. Sorene. "Defining occult injuries of the distal forearm and wrist in children", *Journal of Children's Orthopaedics*, 2016

Publication

&lt;1 %

43

[dergipark.org.tr](http://dergipark.org.tr)

Internet Source

&lt;1 %

44

[www.frontiersin.org](http://www.frontiersin.org)

Internet Source


&lt;1 %

45

Hong, Kyung-Won, Myung-Seop Shin, Yoo-Been Ahn, Hyun-Jin Lee, and Hyun-Duck Kim. "Genomewide association study on chronic periodontitis in Korean population: results from the Yangpyeong health cohort", *Journal Of Clinical Periodontology*, 2015.

Publication

&lt;1 %



46 Kati Ådjers, Tanja Pessi, Jussi Karjalainen, Heini Huhtala, Mikko Hurme. "Epistatic effect of IL1A and IL4RA genes on the risk of atopy", Journal of Allergy and Clinical Immunology, 2004  
Publication <1 %

---

47 Rihui Li, Guoxing Rui, Chunli Zhao, Chushan Wang, Feng Fang, Yingchun Zhang. "Functional Network Alterations in Patients With Amnestic Mild Cognitive Impairment Characterized Using Functional Near-Infrared Spectroscopy", IEEE Transactions on Neural Systems and Rehabilitation Engineering, 2020  
Publication <1 %

---

48 [browser.epigenomesportal.ca](http://browser.epigenomesportal.ca)  
Internet Source <1 %

---

49 [es.scribd.com](http://es.scribd.com)  
Internet Source <1 %

---

50 [jnnp.bmj.com](http://jnnp.bmj.com)  
Internet Source <1 %

---

51 [www.acarindex.com](http://www.acarindex.com)  
Internet Source <1 %

---

52 Affoué Berthe Yao, Sampah Georges Eblin, Loukou Alexis Brou, Kouakou Lazare Kouassi et al. "Characterization of the variability in climate extremes in the Ferkessédougou

1  
2  
3  
4  
5  
6  
7  
8  
9  
10  
11  
12  
13  
14  
15  
16  
17  
18  
19  
20  
21  
22  
23  
24  
25  
26  
27  
28  
29  
30  
31  
32  
33  
34  
35  
36  
37  
38  
39  
40  
41  
42  
43  
44  
45  
46  
47  
48  
49  
50  
51  
52  
53  
54  
55  
56  
57  
58  
59  
60  
61  
62  
63  
64  
65  
66  
67  
68  
69  
70  
71  
72  
73  
74  
75  
76  
77  
78  
79  
80  
81  
82  
83  
84  
85  
86  
87  
88  
89  
90  
91  
92  
93  
94  
95  
96  
97  
98  
99  
100

101  
102

sugar complexes (Northern Côte d'Ivoire)",  
Proceedings of the International Association  
of Hydrological Sciences, 2021

Publication

53

Antonija Tadin, Lidia Gavic, Marija Roguljic,  
Daniel Jerkovic, Davor Zeljezic. "Nuclear  
morphological changes in gingival epithelial  
cells of patients with periodontitis", Clinical  
Oral Investigations, 2019

Publication

<1 %

54

Norma Idalia Rodríguez Franco, José Moral de  
la Rubia, Andrea Guadalupe Alcázar Pizaña.  
"Predictive Model of Clinical Attachment Loss  
and Oral Health-Related Quality of Life  
through Depressive Symptomatology, Oral  
Hygiene Habits, and Proinflammatory  
Biomarkers: A Pilot Study", Dentistry Journal,  
2020

Publication

<1 %

55

Park, K.. "Start codon polymorphisms in the  
vitamin D receptor and colorectal cancer risk",  
Cancer Letters, 20060618

Publication

<1 %

56

S. Li. "Association of vitamin D receptor gene  
polymorphisms in Chinese patients with  
generalized aggressive periodontitis", Journal  
of Periodontal Research, 1/17/2008

<1 %



57 Singh, Balendra P., Annu Makker, Arvind Tripathi, Man M. Singh, and Vivek Gupta. "Association of testosterone and bone mineral density with tooth loss in men with chronic periodontitis", Journal of Oral Science, 2011.  
Publication <1 %

---

58 Susilena Arouche Costa, Ana Regina Oliveira Moreira, Cyrene Piazero Silva Costa, Soraia de Fátima Carvalho Souza. "Iron overload and periodontal status in patients with sickle cell anemia: a case series", Journal of Clinical Periodontology, 2020  
Publication <1 %

---

59 [ar.iiarjournals.org](http://ar.iiarjournals.org)  
Internet Source <1 %

---

60 [f1000research.com](http://f1000research.com)  
Internet Source <1 %

---

61 [www.apollonia.de](http://www.apollonia.de)  
Internet Source <1 %

---

62 A. Hendler, T.K. Mulli, F.J. Hughes, D. Perrett, M. Bombardieri, Y. Houry-Haddad, E.I. Weiss, A. Nissim. "Involvement of Autoimmunity in the Pathogenesis of Aggressive Periodontitis", Journal of Dental Research, 2010  
Publication <1 %

---

1  
2  
3  
4  
5  
6  
7  
8  
9  
10

1  
2  
3  
4  
5  
6  
7  
8  
9  
10  
11  
12  
13  
14  
15  
16  
17  
18  
19  
20  
21  
22  
23  
24  
25  
26  
27  
28  
29  
30  
31  
32  
33  
34  
35  
36  
37  
38  
39  
40  
41  
42  
43  
44  
45  
46  
47  
48  
49  
50  
51  
52  
53  
54  
55  
56  
57  
58  
59  
60  
61  
62  
63  
64  
65  
66  
67  
68  
69  
70  
71  
72  
73  
74  
75  
76  
77  
78  
79  
80  
81  
82  
83  
84  
85  
86  
87  
88  
89  
90  
91  
92  
93  
94  
95  
96  
97  
98  
99  
100

63 A. Watarai. "Aldose reductase gene is associated with diabetic macroangiopathy in Japanese Type 2 diabetic patients", Diabetic Medicine, 8/2006 <1 %  
Publication

---

64 Bertrand L. Jaber. "Gene Polymorphism Association Studies in Dialysis: Bone and Mineral Metabolism", Seminars in Dialysis, 5/2006 <1 %  
Publication

---

65 C E Todhunter. "Influence of IL-6, COL1A1, and VDR gene polymorphisms on bone mineral density in Crohn's disease", Gut, 2005 <1 %  
Publication

---

66 L. Nibali. "Periodontal infectogenomics", Journal of Medical Microbiology, 10/01/2009 <1 %  
Publication

---

67 Lynn Rochester, Diana Jones, Victoria Hetherington, Alice Nieuwboer, Anne-Marie Willems, Gert Kwakkel, Erwin Van Wegen. "Gait and gait-related activities and fatigue in Parkinson's disease: What is the relationship?", Disability and Rehabilitation, 2009 <1 %  
Publication

---

68 Marco A. Rimachi Hidalgo, Thamiris Cirelli, Bárbara Roque de Silva, Ingra Carne Nicchia <1 %

1  
 2  
 3  
 4  
 5  
 6  
 7  
 8  
 9  
 10  
 11  
 12  
 13  
 14  
 15  
 16  
 17  
 18  
 19  
 20  
 21  
 22  
 23  
 24  
 25  
 26  
 27  
 28  
 29  
 30  
 31  
 32  
 33  
 34  
 35  
 36  
 37  
 38  
 39  
 40  
 41  
 42  
 43  
 44  
 45  
 46  
 47  
 48  
 49  
 50  
 51  
 52  
 53  
 54  
 55  
 56  
 57  
 58  
 59  
 60  
 61  
 62  
 63  
 64  
 65  
 66  
 67  
 68  
 69  
 70  
 71  
 72  
 73  
 74  
 75  
 76  
 77  
 78  
 79  
 80  
 81  
 82  
 83  
 84  
 85  
 86  
 87  
 88  
 89  
 90  
 91  
 92  
 93  
 94  
 95  
 96  
 97  
 98  
 99  
 100  
 101  
 102  
 103  
 104  
 105  
 106  
 107  
 108  
 109  
 110  
 111  
 112  
 113  
 114  
 115  
 116  
 117  
 118  
 119  
 120  
 121  
 122  
 123  
 124  
 125  
 126  
 127  
 128  
 129  
 130  
 131  
 132  
 133  
 134  
 135  
 136  
 137  
 138  
 139  
 140  
 141  
 142  
 143  
 144  
 145  
 146  
 147  
 148  
 149  
 150  
 151  
 152  
 153  
 154  
 155  
 156  
 157  
 158  
 159  
 160  
 161  
 162  
 163  
 164  
 165  
 166  
 167  
 168  
 169  
 170  
 171  
 172  
 173  
 174  
 175  
 176  
 177  
 178  
 179  
 180  
 181  
 182  
 183  
 184  
 185  
 186  
 187  
 188  
 189  
 190  
 191  
 192  
 193  
 194  
 195  
 196  
 197  
 198  
 199  
 200  
 201  
 202  
 203  
 204  
 205  
 206  
 207  
 208  
 209  
 210  
 211  
 212  
 213  
 214  
 215  
 216  
 217  
 218  
 219  
 220  
 221  
 222  
 223  
 224  
 225  
 226  
 227  
 228  
 229  
 230  
 231  
 232  
 233  
 234  
 235  
 236  
 237  
 238  
 239  
 240  
 241  
 242  
 243  
 244  
 245  
 246  
 247  
 248  
 249  
 250  
 251  
 252  
 253  
 254  
 255  
 256  
 257  
 258  
 259  
 260  
 261  
 262  
 263  
 264  
 265  
 266  
 267  
 268  
 269  
 270  
 271  
 272  
 273  
 274  
 275  
 276  
 277  
 278  
 279  
 280  
 281  
 282  
 283  
 284  
 285  
 286  
 287  
 288  
 289  
 290  
 291  
 292  
 293  
 294  
 295  
 296  
 297  
 298  
 299  
 300  
 301  
 302  
 303  
 304  
 305  
 306  
 307  
 308  
 309  
 310  
 311  
 312  
 313  
 314  
 315  
 316  
 317  
 318  
 319  
 320  
 321  
 322  
 323  
 324  
 325  
 326  
 327  
 328  
 329  
 330  
 331  
 332  
 333  
 334  
 335  
 336  
 337  
 338  
 339  
 340  
 341  
 342  
 343  
 344  
 345  
 346  
 347  
 348  
 349  
 350  
 351  
 352  
 353  
 354  
 355  
 356  
 357  
 358  
 359  
 360  
 361  
 362  
 363  
 364  
 365  
 366  
 367  
 368  
 369  
 370  
 371  
 372  
 373  
 374  
 375  
 376  
 377  
 378  
 379  
 380  
 381  
 382  
 383  
 384  
 385  
 386  
 387  
 388  
 389  
 390  
 391  
 392  
 393  
 394  
 395  
 396  
 397  
 398  
 399  
 400  
 401  
 402  
 403  
 404  
 405  
 406  
 407  
 408  
 409  
 410  
 411  
 412  
 413  
 414  
 415  
 416  
 417  
 418  
 419  
 420  
 421  
 422  
 423  
 424  
 425  
 426  
 427  
 428  
 429  
 430  
 431  
 432  
 433  
 434  
 435  
 436  
 437  
 438  
 439  
 440  
 441  
 442  
 443  
 444  
 445  
 446  
 447  
 448  
 449  
 450  
 451  
 452  
 453  
 454  
 455  
 456  
 457  
 458  
 459  
 460  
 461  
 462  
 463  
 464  
 465  
 466  
 467  
 468  
 469  
 470  
 471  
 472  
 473  
 474  
 475  
 476  
 477  
 478  
 479  
 480  
 481  
 482  
 483  
 484  
 485  
 486  
 487  
 488  
 489  
 490  
 491  
 492  
 493  
 494  
 495  
 496  
 497  
 498  
 499  
 500  
 501  
 502  
 503  
 504  
 505  
 506  
 507  
 508  
 509  
 510  
 511  
 512  
 513  
 514  
 515  
 516  
 517  
 518  
 519  
 520  
 521  
 522  
 523  
 524  
 525  
 526  
 527  
 528  
 529  
 530  
 531  
 532  
 533  
 534  
 535  
 536  
 537  
 538  
 539  
 540  
 541  
 542  
 543  
 544  
 545  
 546  
 547  
 548  
 549  
 550  
 551  
 552  
 553  
 554  
 555  
 556  
 557  
 558  
 559  
 560  
 561  
 562  
 563  
 564  
 565  
 566  
 567  
 568  
 569  
 570  
 571  
 572  
 573  
 574  
 575  
 576  
 577  
 578  
 579  
 580  
 581  
 582  
 583  
 584  
 585  
 586  
 587  
 588  
 589  
 590  
 591  
 592  
 593  
 594  
 595  
 596  
 597  
 598  
 599  
 600  
 601  
 602  
 603  
 604  
 605  
 606  
 607  
 608  
 609  
 610  
 611  
 612  
 613  
 614  
 615  
 616  
 617  
 618  
 619  
 620  
 621  
 622  
 623  
 624  
 625  
 626  
 627  
 628  
 629  
 630  
 631  
 632  
 633  
 634  
 635  
 636  
 637  
 638  
 639  
 640  
 641  
 642  
 643  
 644  
 645  
 646  
 647  
 648  
 649  
 650  
 651  
 652  
 653  
 654  
 655  
 656  
 657  
 658  
 659  
 660  
 661  
 662  
 663  
 664  
 665  
 666  
 667  
 668  
 669  
 670  
 671  
 672  
 673  
 674  
 675  
 676  
 677  
 678  
 679  
 680  
 681  
 682  
 683  
 684  
 685  
 686  
 687  
 688  
 689  
 690  
 691  
 692  
 693  
 694  
 695  
 696  
 697  
 698  
 699  
 700  
 701  
 702  
 703  
 704  
 705  
 706  
 707  
 708  
 709  
 710  
 711  
 712  
 713  
 714  
 715  
 716  
 717  
 718  
 719  
 720  
 721  
 722  
 723  
 724  
 725  
 726  
 727  
 728  
 729  
 730  
 731  
 732  
 733  
 734  
 735  
 736  
 737  
 738  
 739  
 740  
 741  
 742  
 743  
 744  
 745  
 746  
 747  
 748  
 749  
 750  
 751  
 752  
 753  
 754  
 755  
 756  
 757  
 758  
 759  
 760  
 761  
 762  
 763  
 764  
 765  
 766  
 767  
 768  
 769  
 770  
 771  
 772  
 773  
 774  
 775  
 776  
 777  
 778  
 779  
 780  
 781  
 782  
 783  
 784  
 785  
 786  
 787  
 788  
 789  
 790  
 791  
 792  
 793  
 794  
 795  
 796  
 797  
 798  
 799  
 800  
 801  
 802  
 803  
 804  
 805  
 806  
 807  
 808  
 809  
 810  
 811  
 812  
 813  
 814  
 815  
 816  
 817  
 818  
 819  
 820  
 821  
 822  
 823  
 824  
 825  
 826  
 827  
 828  
 829  
 830  
 831  
 832  
 833  
 834  
 835  
 836  
 837  
 838  
 839  
 840  
 841  
 842  
 843  
 844  
 845  
 846  
 847  
 848  
 849  
 850  
 851  
 852  
 853  
 854  
 855  
 856  
 857  
 858  
 859  
 860  
 861  
 862  
 863  
 864  
 865  
 866  
 867  
 868  
 869  
 870  
 871  
 872  
 873  
 874  
 875  
 876  
 877  
 878  
 879  
 880  
 881  
 882  
 883  
 884  
 885  
 886  
 887  
 888  
 889  
 890  
 891  
 892  
 893  
 894  
 895  
 896  
 897  
 898  
 899  
 900  
 901  
 902  
 903  
 904  
 905  
 906  
 907  
 908  
 909  
 910  
 911  
 912  
 913  
 914  
 915  
 916  
 917  
 918  
 919  
 920  
 921  
 922  
 923  
 924  
 925  
 926  
 927  
 928  
 929  
 930  
 931  
 932  
 933  
 934  
 935  
 936  
 937  
 938  
 939  
 940  
 941  
 942  
 943  
 944  
 945  
 946  
 947  
 948  
 949  
 950  
 951  
 952  
 953  
 954  
 955  
 956  
 957  
 958  
 959  
 960  
 961  
 962  
 963  
 964  
 965  
 966  
 967  
 968  
 969  
 970  
 971  
 972  
 973  
 974  
 975  
 976  
 977  
 978  
 979  
 980  
 981  
 982  
 983  
 984  
 985  
 986  
 987  
 988  
 989  
 990  
 991  
 992  
 993  
 994  
 995  
 996  
 997  
 998  
 999  
 1000  
 1001  
 1002  
 1003  
 1004  
 1005  
 1006  
 1007  
 1008  
 1009  
 1010  
 1011  
 1012  
 1013  
 1014  
 1015  
 1016  
 1017  
 1018  
 1019  
 1020  
 1021  
 1022  
 1023  
 1024  
 1025  
 1026  
 1027  
 1028  
 1029  
 1030  
 1031  
 1032  
 1033  
 1034  
 1035  
 1036  
 1037  
 1038  
 1039  
 1040  
 1041  
 1042  
 1043  
 1044  
 1045  
 1046  
 1047  
 1048  
 1049  
 1050  
 1051  
 1052  
 1053  
 1054  
 1055  
 1056  
 1057  
 1058  
 1059  
 1060  
 1061  
 1062  
 1063  
 1064  
 1065  
 1066  
 1067  
 1068  
 1069  
 1070  
 1071  
 1072  
 1073  
 1074  
 1075  
 1076  
 1077  
 1078  
 1079  
 1080  
 1081  
 1082  
 1083  
 1084  
 1085  
 1086  
 1087  
 1088  
 1089  
 1090  
 1091  
 1092  
 1093  
 1094  
 1095  
 1096  
 1097  
 1098  
 1099  
 1100  
 1101  
 1102  
 1103  
 1104  
 1105  
 1106  
 1107  
 1108  
 1109  
 1110  
 1111  
 1112  
 1113  
 1114  
 1115  
 1116  
 1117  
 1118  
 1119  
 1120  
 1121  
 1122  
 1123  
 1124  
 1125  
 1126  
 1127  
 1128  
 1129  
 1130  
 1131  
 1132  
 1133  
 1134  
 1135  
 1136  
 1137  
 1138  
 1139  
 1140  
 1141  
 1142  
 1143  
 1144  
 1145  
 1146  
 1147  
 1148  
 1149  
 1150  
 1151  
 1152  
 1153  
 1154  
 1155  
 1156  
 1157  
 1158  
 1159  
 1160  
 1161  
 1162  
 1163  
 1164  
 1165  
 1166  
 1167  
 1168  
 1169  
 1170  
 1171  
 1172  
 1173  
 1174  
 1175  
 1176  
 1177  
 1178  
 1179  
 1180  
 1181  
 1182  
 1183  
 1184  
 1185  
 1186  
 1187  
 1188  
 1189  
 1190  
 1191  
 1192  
 1193  
 1194  
 1195  
 1196  
 1197  
 1198  
 1199  
 1200  
 1201  
 1202  
 1203  
 1204  
 1205  
 1206  
 1207  
 1208  
 1209  
 1210  
 1211  
 1212  
 1213  
 1214  
 1215  
 1216  
 1217  
 1218  
 1219  
 1220  
 1221  
 1222  
 1223  
 1224  
 1225  
 1226  
 1227  
 1228  
 1229  
 1230  
 1231  
 1232  
 1233  
 1234  
 1235  
 1236  
 1237  
 1238  
 1239  
 1240  
 1241  
 1242  
 1243  
 1244  
 1245  
 1246  
 1247  
 1248  
 1249  
 1250  
 1251  
 1252  
 1253  
 1254  
 1255  
 1256  
 1257  
 1258  
 1259  
 1260  
 1261  
 1262  
 1263  
 1264  
 1265  
 1266  
 1267  
 1268  
 1269  
 1270  
 1271  
 1272  
 1273  
 1274  
 1275  
 1276  
 1277  
 1278  
 1279  
 1280  
 1281  
 1282  
 1283  
 1284  
 1285  
 1286  
 1287  
 1288  
 1289  
 1290  
 1291  
 1292  
 1293  
 1294  
 1295  
 1296  
 1297  
 1298  
 1299  
 1300  
 1301  
 1302  
 1303  
 1304  
 1305  
 1306  
 1307  
 1308  
 1309  
 1310  
 1311  
 1312  
 1313  
 1314  
 1315  
 1316  
 1317  
 1318  
 1319  
 1320  
 1321  
 1322  
 1323  
 1324  
 1325  
 1326  
 1327  
 1328  
 1329  
 1330  
 1331  
 1332  
 1333  
 1334  
 1335  
 1336  
 1337  
 1338  
 1339  
 1340  
 1341  
 1342  
 1343  
 1344  
 1345  
 1346  
 1347  
 1348  
 1349  
 1350  
 1351  
 1352  
 1353  
 1354  
 1355  
 1356  
 1357  
 1358  
 1359  
 1360  
 1361  
 1362  
 1363  
 1364  
 1365  
 1366  
 1367  
 1368  
 1369  
 1370  
 1371  
 1372  
 1373  
 1374  
 1375  
 1376  
 1377  
 1378  
 1379  
 1380  
 1381  
 1382  
 1383  
 1384  
 1385  
 1386  
 1387  
 1388  
 1389  
 1390  
 1391  
 1392  
 1393  
 1394  
 1395  
 1396  
 1397  
 1398  
 1399  
 1400  
 1401  
 1402  
 1403  
 1404  
 1405  
 1406  
 1407  
 1408  
 1409  
 1410  
 1411  
 1412  
 1413  
 1414  
 1415  
 1416  
 1417  
 1418  
 1419  
 1420  
 1421  
 1422  
 1423  
 1424  
 1425  
 1426  
 1427  
 1428  
 1429  
 1430  
 1431  
 1432  
 1433  
 1434  
 1435  
 1436  
 1437  
 1438  
 1439  
 1440  
 1441  
 1442  
 1443  
 1444  
 1445  
 1446  
 1447  
 1448  
 1449  
 1450  
 1451  
 1452  
 1453  
 1454  
 1455  
 1456  
 1457  
 1458  
 1459  
 1460  
 1461  
 1462  
 1463  
 1464  
 1465  
 1466  
 1467  
 1468  
 1469  
 1470  
 1471  
 1472  
 1473  
 1474  
 1475  
 1476  
 1477  
 1478  
 1479  
 1480  
 1481  
 1482  
 1483  
 1484  
 1485  
 1486  
 1487  
 1488  
 1489  
 1490  
 1491

et al. "Polymorphisms and haplotypes in the Interleukin 17 Alfa gene: potential effect of smoking habits in the association with periodontitis and type 2 diabetes mellitus", *Molecular Biology Reports*, 2021

Publication

69

Mohaddeseh Emampanahi, Saba Masoudi Rad, Marie Saghaeian Jazi, Nader Mansour Samaei et al. "Association between interleukin - 10 gene polymorphisms and severe chronic periodontitis", *Oral Diseases*, 2019

Publication

<1 %

70

O. Ates, B. Dolek, L. Dalyan, B. Musellim, G. Ongen, A. Topal-Sarikaya. "The association between Bsml variant of vitamin D receptor gene and susceptibility to tuberculosis", *Molecular Biology Reports*, 2010

Publication

<1 %

71

Ottavia Romoli, Shruti Mukherjee, Sk Abdul Mohid, Arkajyoti Dutta et al. " Enhanced Silkworm Cecropin B Antimicrobial Activity against from Single Amino Acid Variation ", *ACS Infectious Diseases*, 2019

Publication

<1 %

72

Yushi U. Adachi, Maiko Satomoto, Hideyuki Higuchi, Kazuhiko Watanabe. "The

<1 %

1

2

3

4

5

6

7

8

9

10

11

12

13

14

15

16

anesthesia", Korean Journal of  
Anesthesiology, 2013

Publication

73	Zahra Mohammadi, Fateme Fayyazbakhsh, Mehdi Ebrahimi, Mahsa M. Amoli et al. "Association between vitamin D receptor gene polymorphisms (Fok1 and Bsm1) and osteoporosis: a systematic review", Journal of Diabetes & Metabolic Disorders, 2014 Publication	<1 %
74	animalbiotelemetry.biomedcentral.com Internet Source	<1 %
75	bmcinfectdis.biomedcentral.com Internet Source	<1 %
76	digitalcommons.wustl.edu Internet Source	<1 %
77	doaj.org Internet Source	<1 %
78	jcdr.net Internet Source	<1 %
79	portlandpress.com Internet Source	<1 %
80	repository.ubn.ru.nl Internet Source	<1 %
	theicdn.com	<1 %



82	<a href="https://www.translational-medicine.biomedcentral.com">translational-medicine.biomedcentral.com</a> Internet Source	<1 %
83	<a href="https://www.ncbi.nlm.nih.gov">www.ncbi.nlm.nih.gov</a> Internet Source	<1 %
84	<a href="https://www.omicsonline.com">www.omicsonline.com</a> Internet Source	<1 %
85	<a href="https://www.researchsquare.com">www.researchsquare.com</a> Internet Source	<1 %
86	<a href="https://www.scribd.com">www.scribd.com</a> Internet Source	<1 %
87	"Natural Oral Care in Dental Therapy", Wiley, 2020 Publication	<1 %
88	Nurlindah Hamrun, Bahruddin Talib, Muhammad Ruslin, Hasminar Pangeran et al. "A Promising Potential of Brown Algae Sargassum polycystum as Irreversible Hydrocolloid Impression Material", Marine Drugs, 2022 Publication	<1 %
89	Safak Parlak, Ayca Akgoz Karaosmanoglu, Merve Ozbal Batuk, Levent Sennaroglu, Burce Ozgen. "3 Tesla MR imaging of the large endolymphatic duct and sac anomaly with audiological correlation", European Journal of	<1 %



Publication

90 Alexandrina L. Dumitrescu. "Modifying Disease Genes in Relation to Periodontitis", Genetic Variants in Periodontal Health and Disease, 2009 <1%

Publication

91 Fubin Qiu, Lijuan Zhang, Jing Wang, Rui Li, Linxue Yang. "No association of vitamin D binding protein gene polymorphisms with ulcerative colitis in Chinese patients", Research Square, 2019 <1%

Publication

92 Nayera E. Hassan, Sahar A. El-Masry, Waheba Ahmed Zarouk, Ghada Nour Eldeen et al. "Narrative role of vitamin D receptor with osteoporosis and obesity in a sample of Egyptian females: a pilot study", Journal of Genetic Engineering and Biotechnology, 2021 <1%

Publication

Exclude quotes

Exclude matches < 5 words

Exclude bibliography

1  
 2  
 3  
 4  
 5  
 6  
 7  
 8  
 9  
 10  
 11  
 12  
 13  
 14  
 15  
 16  
 17  
 18  
 19  
 20  
 21  
 22  
 23  
 24  
 25  
 26  
 27  
 28  
 29  
 30  
 31  
 32  
 33  
 34  
 35  
 36  
 37  
 38  
 39  
 40  
 41  
 42  
 43  
 44  
 45  
 46  
 47  
 48  
 49  
 50  
 51  
 52  
 53  
 54  
 55  
 56  
 57  
 58  
 59  
 60  
 61  
 62  
 63  
 64  
 65  
 66  
 67  
 68  
 69  
 70  
 71  
 72  
 73  
 74  
 75  
 76  
 77  
 78  
 79  
 80  
 81  
 82  
 83  
 84  
 85  
 86  
 87  
 88  
 89  
 90  
 91  
 92  
 93  
 94  
 95  
 96  
 97  
 98  
 99  
 100  
 101  
 102  
 103  
 104  
 105  
 106  
 107  
 108  
 109  
 110  
 111  
 112  
 113  
 114  
 115  
 116  
 117  
 118  
 119  
 120  
 121  
 122  
 123  
 124  
 125  
 126  
 127  
 128  
 129  
 130  
 131  
 132  
 133  
 134  
 135  
 136  
 137  
 138  
 139  
 140  
 141  
 142  
 143  
 144  
 145  
 146  
 147  
 148  
 149  
 150  
 151  
 152  
 153  
 154  
 155  
 156  
 157  
 158  
 159  
 160  
 161  
 162  
 163  
 164  
 165  
 166  
 167  
 168  
 169  
 170  
 171  
 172  
 173  
 174  
 175  
 176  
 177  
 178  
 179  
 180  
 181  
 182  
 183  
 184  
 185  
 186  
 187  
 188  
 189  
 190  
 191  
 192  
 193  
 194  
 195  
 196  
 197  
 198  
 199  
 200  
 201  
 202  
 203  
 204  
 205  
 206  
 207  
 208  
 209  
 210  
 211  
 212  
 213  
 214  
 215  
 216  
 217  
 218  
 219  
 220  
 221  
 222  
 223  
 224  
 225  
 226  
 227  
 228  
 229  
 230  
 231  
 232  
 233  
 234  
 235  
 236  
 237  
 238  
 239  
 240  
 241  
 242  
 243  
 244  
 245  
 246  
 247  
 248  
 249  
 250  
 251  
 252  
 253  
 254  
 255  
 256  
 257  
 258  
 259  
 260  
 261  
 262  
 263  
 264  
 265  
 266  
 267  
 268  
 269  
 270  
 271  
 272  
 273  
 274  
 275  
 276  
 277  
 278  
 279  
 280  
 281  
 282  
 283  
 284  
 285  
 286  
 287  
 288  
 289  
 290  
 291  
 292  
 293  
 294  
 295  
 296  
 297  
 298  
 299  
 300  
 301  
 302  
 303  
 304  
 305  
 306  
 307  
 308  
 309  
 310  
 311  
 312  
 313  
 314  
 315  
 316  
 317  
 318  
 319  
 320  
 321  
 322  
 323  
 324  
 325  
 326  
 327  
 328  
 329  
 330  
 331  
 332  
 333  
 334  
 335  
 336  
 337  
 338  
 339  
 340  
 341  
 342  
 343  
 344  
 345  
 346  
 347  
 348  
 349  
 350  
 351  
 352  
 353  
 354  
 355  
 356  
 357  
 358  
 359  
 360  
 361  
 362  
 363  
 364  
 365  
 366  
 367  
 368  
 369  
 370  
 371  
 372  
 373  
 374  
 375  
 376  
 377  
 378  
 379  
 380  
 381  
 382  
 383  
 384  
 385  
 386  
 387  
 388  
 389  
 390  
 391  
 392  
 393  
 394  
 395  
 396  
 397  
 398  
 399  
 400  
 401  
 402  
 403  
 404  
 405  
 406  
 407  
 408  
 409  
 410  
 411  
 412  
 413  
 414  
 415  
 416  
 417  
 418  
 419  
 420  
 421  
 422  
 423  
 424  
 425  
 426  
 427  
 428  
 429  
 430  
 431  
 432  
 433  
 434  
 435  
 436  
 437  
 438  
 439  
 440  
 441  
 442  
 443  
 444  
 445  
 446  
 447  
 448  
 449  
 450  
 451  
 452  
 453  
 454  
 455  
 456  
 457  
 458  
 459  
 460  
 461  
 462  
 463  
 464  
 465  
 466  
 467  
 468  
 469  
 470  
 471  
 472  
 473  
 474  
 475  
 476  
 477  
 478  
 479  
 480  
 481  
 482  
 483  
 484  
 485  
 486  
 487  
 488  
 489  
 490  
 491  
 492  
 493  
 494  
 495  
 496  
 497  
 498  
 499  
 500  
 501  
 502  
 503  
 504  
 505  
 506  
 507  
 508  
 509  
 510  
 511  
 512  
 513  
 514  
 515  
 516  
 517  
 518  
 519  
 520  
 521  
 522  
 523  
 524  
 525  
 526  
 527  
 528  
 529  
 530  
 531  
 532  
 533  
 534  
 535  
 536  
 537  
 538  
 539  
 540  
 541  
 542  
 543  
 544  
 545  
 546  
 547  
 548  
 549  
 550  
 551  
 552  
 553  
 554  
 555  
 556  
 557  
 558  
 559  
 560  
 561  
 562  
 563  
 564  
 565  
 566  
 567  
 568  
 569  
 570  
 571  
 572  
 573  
 574  
 575  
 576  
 577  
 578  
 579  
 580  
 581  
 582  
 583  
 584  
 585  
 586  
 587  
 588  
 589  
 590  
 591  
 592  
 593  
 594  
 595  
 596  
 597  
 598  
 599  
 600  
 601  
 602  
 603  
 604  
 605  
 606  
 607  
 608  
 609  
 610  
 611  
 612  
 613  
 614  
 615  
 616  
 617  
 618  
 619  
 620  
 621  
 622  
 623  
 624  
 625  
 626  
 627  
 628  
 629  
 630  
 631  
 632  
 633  
 634  
 635  
 636  
 637  
 638  
 639  
 640  
 641  
 642  
 643  
 644  
 645  
 646  
 647  
 648  
 649  
 650  
 651  
 652  
 653  
 654  
 655  
 656  
 657  
 658  
 659  
 660  
 661  
 662  
 663  
 664  
 665  
 666  
 667  
 668  
 669  
 670  
 671  
 672  
 673  
 674  
 675  
 676  
 677  
 678  
 679  
 680  
 681  
 682  
 683  
 684  
 685  
 686  
 687  
 688  
 689  
 690  
 691  
 692  
 693  
 694  
 695  
 696  
 697  
 698  
 699  
 700  
 701  
 702  
 703  
 704  
 705  
 706  
 707  
 708  
 709  
 710  
 711  
 712  
 713  
 714  
 715  
 716  
 717  
 718  
 719  
 720  
 721  
 722  
 723  
 724  
 725  
 726  
 727  
 728  
 729  
 730  
 731  
 732  
 733  
 734  
 735  
 736  
 737  
 738  
 739  
 740  
 741  
 742  
 743  
 744  
 745  
 746  
 747  
 748  
 749  
 750  
 751  
 752  
 753  
 754  
 755  
 756  
 757  
 758  
 759  
 760  
 761  
 762  
 763  
 764  
 765  
 766  
 767  
 768  
 769  
 770  
 771  
 772  
 773  
 774  
 775  
 776  
 777  
 778  
 779  
 780  
 781  
 782  
 783  
 784  
 785  
 786  
 787  
 788  
 789  
 790  
 791  
 792  
 793  
 794  
 795  
 796  
 797  
 798  
 799  
 800  
 801  
 802  
 803  
 804  
 805  
 806  
 807  
 808  
 809  
 810  
 811  
 812  
 813  
 814  
 815  
 816  
 817  
 818  
 819  
 820  
 821  
 822  
 823  
 824  
 825  
 826  
 827  
 828  
 829  
 830  
 831  
 832  
 833  
 834  
 835  
 836  
 837  
 838  
 839  
 840  
 841  
 842  
 843  
 844  
 845  
 846  
 847  
 848  
 849  
 850  
 851  
 852  
 853  
 854  
 855  
 856  
 857  
 858  
 859  
 860  
 861  
 862  
 863  
 864  
 865  
 866  
 867  
 868  
 869  
 870  
 871  
 872  
 873  
 874  
 875  
 876  
 877  
 878  
 879  
 880  
 881  
 882  
 883  
 884  
 885  
 886  
 887  
 888  
 889  
 890  
 891  
 892  
 893  
 894  
 895  
 896  
 897  
 898  
 899  
 900  
 901  
 902  
 903  
 904  
 905  
 906  
 907  
 908  
 909  
 910  
 911  
 912  
 913  
 914  
 915  
 916  
 917  
 918  
 919  
 920  
 921  
 922  
 923  
 924  
 925  
 926  
 927  
 928  
 929  
 930  
 931  
 932  
 933  
 934  
 935  
 936  
 937  
 938  
 939  
 940  
 941  
 942  
 943  
 944  
 945  
 946  
 947  
 948  
 949  
 950  
 951  
 952  
 953  
 954  
 955  
 956  
 957  
 958  
 959  
 960  
 961  
 962  
 963  
 964  
 965  
 966  
 967  
 968  
 969  
 970  
 971  
 972  
 973  
 974  
 975  
 976  
 977  
 978  
 979  
 980  
 981  
 982  
 983  
 984  
 985  
 986  
 987  
 988  
 989  
 990  
 991  
 992  
 993  
 994  
 995  
 996  
 997  
 998  
 999  
 1000  
 1001  
 1002  
 1003  
 1004  
 1005  
 1006  
 1007  
 1008  
 1009  
 1010  
 1011  
 1012  
 1013  
 1014  
 1015  
 1016  
 1017  
 1018  
 1019  
 1020  
 1021  
 1022  
 1023  
 1024  
 1025  
 1026  
 1027  
 1028  
 1029  
 1030  
 1031  
 1032  
 1033  
 1034  
 1035  
 1036  
 1037  
 1038  
 1039  
 1040  
 1041  
 1042  
 1043  
 1044  
 1045  
 1046  
 1047  
 1048  
 1049  
 1050  
 1051  
 1052  
 1053  
 1054  
 1055  
 1056  
 1057  
 1058  
 1059  
 1060  
 1061  
 1062  
 1063  
 1064  
 1065  
 1066  
 1067  
 1068  
 1069  
 1070  
 1071  
 1072  
 1073  
 1074  
 1075  
 1076  
 1077  
 1078  
 1079  
 1080  
 1081  
 1082  
 1083  
 1084  
 1085  
 1086  
 1087  
 1088  
 1089  
 1090  
 1091  
 1092  
 1093  
 1094  
 1095  
 1096  
 1097  
 1098  
 1099  
 1100  
 1101  
 1102  
 1103  
 1104  
 1105  
 1106  
 1107  
 1108  
 1109  
 1110  
 1111  
 1112  
 1113  
 1114  
 1115  
 1116  
 1117  
 1118  
 1119  
 1120  
 1121  
 1122  
 1123  
 1124  
 1125  
 1126  
 1127  
 1128  
 1129  
 1130  
 1131  
 1132  
 1133  
 1134  
 1135  
 1136  
 1137  
 1138  
 1139  
 1140  
 1141  
 1142  
 1143  
 1144  
 1145  
 1146  
 1147  
 1148  
 1149  
 1150  
 1151  
 1152  
 1153  
 1154  
 1155  
 1156  
 1157  
 1158  
 1159  
 1160  
 1161  
 1162  
 1163  
 1164  
 1165  
 1166  
 1167  
 1168  
 1169  
 1170  
 1171  
 1172  
 1173  
 1174  
 1175  
 1176  
 1177  
 1178  
 1179  
 1180  
 1181  
 1182  
 1183  
 1184  
 1185  
 1186  
 1187  
 1188  
 1189  
 1190  
 1191  
 1192  
 1193  
 1194  
 1195  
 1196  
 1197  
 1198  
 1199  
 1200  
 1201  
 1202  
 1203  
 1204  
 1205  
 1206  
 1207  
 1208  
 1209  
 1210  
 1211  
 1212  
 1213  
 1214  
 1215  
 1216  
 1217  
 1218  
 1219  
 1220  
 1221  
 1222  
 1223  
 1224  
 1225  
 1226  
 1227  
 1228  
 1229  
 1230  
 1231  
 1232  
 1233  
 1234  
 1235  
 1236  
 1237  
 1238  
 1239  
 1240  
 1241  
 1242  
 1243  
 1244  
 1245  
 1246  
 1247  
 1248  
 1249  
 1250  
 1251  
 1252  
 1253  
 1254  
 1255  
 1256  
 1257  
 1258  
 1259  
 1260  
 1261  
 1262  
 1263  
 1264  
 1265  
 1266  
 1267  
 1268  
 1269  
 1270  
 1271  
 1272  
 1273  
 1274  
 1275  
 1276  
 1277  
 1278  
 1279  
 1280  
 1281  
 1282  
 1283  
 1284  
 1285  
 1286  
 1287  
 1288  
 1289  
 1290  
 1291  
 1292  
 1293  
 1294  
 1295  
 1296  
 1297  
 1298  
 1299  
 1300  
 1301  
 1302  
 1303  
 1304  
 1305  
 1306  
 1307  
 1308  
 1309  
 1310  
 1311  
 1312  
 1313  
 1314  
 1315  
 1316  
 1317  
 1318  
 1319  
 1320  
 1321  
 1322  
 1323  
 1324  
 1325  
 1326  
 1327  
 1328  
 1329  
 1330  
 1331  
 1332  
 1333  
 1334  
 1335  
 1336  
 1337  
 1338  
 1339  
 1340  
 1341  
 1342  
 1343  
 1344  
 1345  
 1346  
 1347  
 1348  
 1349  
 1350  
 1351  
 1352  
 1353  
 1354  
 1355  
 1356  
 1357  
 1358  
 1359  
 1360  
 1361  
 1362  
 1363  
 1364  
 1365  
 1366  
 1367  
 1368  
 1369  
 1370  
 1371  
 1372  
 1373  
 1374  
 1375  
 1376  
 1377  
 1378  
 1379  
 1380  
 1381  
 1382  
 1383  
 1384  
 1385  
 1386  
 1387  
 1388  
 1389  
 1390  
 1391  
 1392  
 1393  
 1394  
 1395  
 1396  
 1397  
 1398  
 1399  
 1400  
 1401  
 1402  
 1403  
 1404  
 1405  
 1406  
 1407  
 1408  
 1409  
 1410  
 1411  
 1412  
 1413  
 1414  
 1415  
 1416  
 1417  
 1418  
 1419  
 1420  
 1421  
 1422  
 1423  
 1424  
 1425  
 1426  
 1427  
 1428  
 1429  
 1430  
 1431  
 1432  
 1433  
 1434  
 1435  
 1436  
 1437  
 1438  
 1439  
 1440  
 1441  
 1442  
 1443  
 1444  
 1445  
 1446  
 1447  
 1448  
 1449  
 1450  
 1451  
 1452  
 1453  
 1454  
 1455  
 1456  
 1457  
 1458  
 1459  
 1460  
 1461  
 1462  
 1463  
 1464  
 1465  
 1466  
 1467  
 1468  
 1469  
 1470  
 1471  
 1472  
 1473  
 1474  
 1475  
 1476  
 1477  
 1478  
 1479  
 1480  
 1481  
 1482  
 1483  
 1484  
 1485  
 1486  
 1487  
 1488  
 1489  
 1490  
 1491