

2021.910-
917_bioflux_nadiarti_et_al.pdf
by

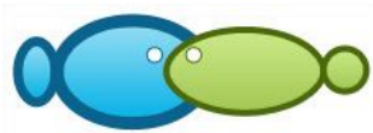
Submission date: 25-Apr-2021 07:28PM (UTC+0700)

Submission ID: 1569063760

File name: 2021.910-917_bioflux_nadiarti_et_al.pdf (329.52K)

Word count: 4003

Character count: 22118



Significant effect of human trampling on subtidal seagrass beds

¹N. Nadiarti, ²Yayu A. La Nafie, ³Dody Priosambodo, ²Aidah A. Ala Husain

²

¹ Fisheries Department, Faculty of Marine Science and Fisheries, Universitas Hasanuddin, Makassar 90245, Indonesia; ² Marine Science Department, Faculty of Marine Science and Fisheries, Makassar 90245, Indonesia; ³ Biology Department, Faculty of Science, Universitas Hasanuddin, Makassar 90245, Indonesia. Corresponding author: N. Nadiarti, nadiarti@unhas.ac.id

Abstract. Human trampling in subtidal nearshore waters is often an unavoidable consequence of routine activities carried out by local people living in all islands, especially during low tide. An experiment was conducted around Barrang Lompo Island in South Sulawesi, Indonesia to determine the effect of human trampling on the multi-species subtidal seagrass beds. Two daily trampling treatments (by an adult and by children) were applied to seagrass beds for about two weeks. Seagrass density was significantly decreased by human trampling, although the impact of trampling by an adult and by children was not significantly different. In terms of leaf loss, the seagrass most heavily impacted by trampling activities was *Cymodocea rotundata* which was also the densest species. Two species were significantly differently affected by adult and children trampling: *Syringodium isoetifolium* leaf loss was much higher when trampled by children, while *Halodule uninervis* suffered much more from uprooting and rhizome damage when trampled by an adult. The results suggest that daily human trampling activities can potentially cause significant damage to seagrass communities, with the extent of damage determined mostly by the properties and relative abundance of each species rather than differences in trampling by adults and children. This indicates a need for further research on the relationship between the specific traits of seagrasses and environmental factors that influence seagrass response to and recovery from mechanical disturbances such as trampling.

Key Words: human trampling, subtidal, *Cymodocea rotundata*, *Syringodium isoetifolium*, *Halodule uninervis*.

⁴

Introduction. Seagrass beds are highly productive marine ecosystems with a high diversity of seagrass species and supporting a diversity of marine fauna (Hemminga & Duarte 2000; Francis et al 2001). For example 27 families of Polychaetes, 10 species of gastropods, and 18 species of bivalves were found in seagrass ecosystems of Kung Krabaen Bay, Thailand (Satumanatpan et al 2011), 82 species of macrofauna were found in seagrass beds in the Kingdom of Bahrain (Al-Wedaei et al 2011), 120 fish taxa were found in tropical Southeast Asian seagrass meadows (Pogoreutz et al 2012), while 63 fish taxa (Nadiarti et al 2015) and 149 benthic macrofaunal species (Lin et al 2018) have been reported from Indonesian seagrass beds.

Unfortunately, there is an increasing evidence of a decline in seagrass ecosystem extent and condition due to human disturbances such as direct physical damage and decreased water quality (Duarte et al 2004; Waycott et al 2009; Govers et al 2014; Evans et al 2018; Joseph et al 2018). Human trampling is considered to be one of the causes of seagrass degradation and loss (Short et al 2011) and is a part of daily activities, especially for local residents in small islands. This is a common phenomenon in Indonesia, where trampling activities mostly happen when gleaning at low tide, or when operating gill nets during fishing in the seagrass beds (Short et al 2011; Nurdin et al 2019).

²⁴

There are relatively few studies on the effects of human trampling on seagrass beds. Those available have mostly addressed the effect of human trampling on temperate seagrass beds, e.g. the effects on *Thalassia testudinum* seagrass beds and on sexual

¹

production in the seagrass *Zostera noltei* (Eckrich & Holmquist 2000) as well as the effect of trampling and digging on *Z. noltei* intertidal seagrass beds (Garmendia et al 2017). There is a dearth of studies in tropical the multispecific seagrass beds, although Nurdin et al (2019) carried out a preliminary study on trampling in intertidal seagrass beds, albeit with limited time-frame and a lack of replicates.

The present study investigated the direct impacts of trampling by an adult and by children on the multispecific subtidal seagrass beds around Barrang Lompo Island, Indonesia. This study compared the impacts of adult trampling and trampling by children on the seagrass meadows, including the effect on seagrass density and the relative severity of damage suffered by different seagrass species.

Material and method

Trampling experiment design. The human trampling experiment was carried out over 13 days (from 23rd August to 4th September 2020) in the subtidal seagrass beds around the south-southeast coast of Barrang Lompo Island, South Sulawesi, Indonesia at the approximate coordinates 05°03'01"S, 119°19'52"E (Figure 1). The percentage seagrass cover in this area was about 70-80% and the multi-species seagrass community was visually dominated by *Cymodocea rotundata*, followed by *Thalassia hemprichii* and *Syringodium isoetifolium*, interspersed with other seagrass species (*Halophila ovalis*, *Halodule uninervis*, *Enhalus acoroides*), and some macroalgal species (*Dictyota ciliata*, *Padina australis*, and *Boodlea composita*). The substrate in the study area was generally dominated by sand with some (mostly biogenic) rubble.

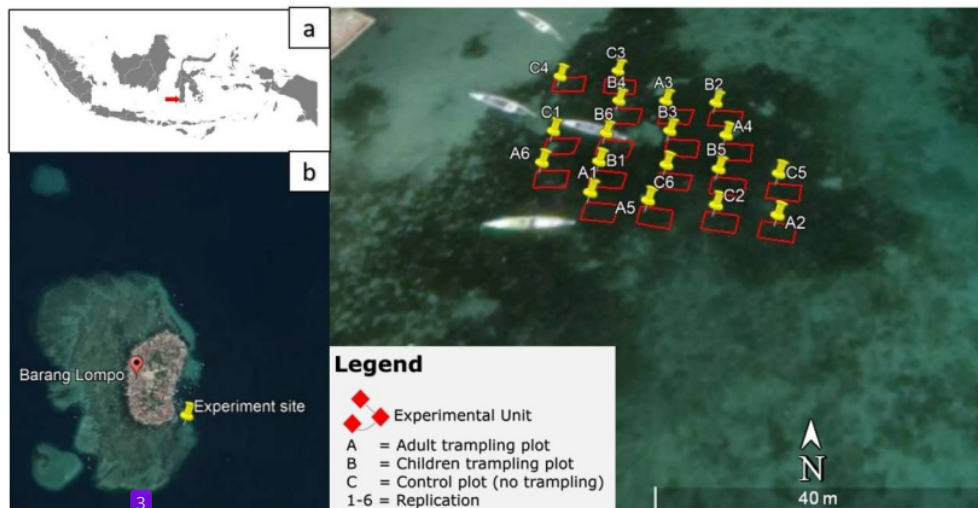


Figure 1. Satellite image (Google Earth Pro) showing the trampling experiment layout design and the location of the experimental plots in the subtidal seagrass meadows of Barrang Lompo Island (insert b) in South Sulawesi, Indonesia (insert a).

The human trampling treatment protocols were adopted from Nurdin et al (2019) and the trampling frequency was adopted from Eckrich & Holmquist (2000) and Garmendia et al (2017). The three experimental treatments were: A. adult trampling; B. children trampling; and C. no trampling (control). A completely randomized experimental design was applied with six replicates per treatment, giving a total of 18 plots which were placed randomly within the experimental area. Each plot measured 3 m x 5 m (15 m²) and the plots were at least 3 m apart (Figure 1). The trampling treatment involved one adult or three children walking back and forth 20 times from end-to-end of each plot at low tide each day, with the trampling applied as evenly as possible across each trampling plot. Both the adult (68 kg) and the three children (around 30 kg each) wore rubber flip flops

as is the common practice of local people in the study area. In treatment C (control plots) there was no trampling, but the same plot demarcation technique (wooden pegs and raffia string) was used.

Data collection and analysis. Seagrass density (overall and by species) in each plot was measured before and after the experiment using a quadrat (50 cm x 50 cm) (English et al 1997) with 10 replicates. Detached leaves and uprooted seagrass plants were collected separately from each plot after the trampling on every day during the experimental period. After removing all unwanted impurities such as salt particles and any organisms attached, this plant matter was oven-dried at 70°C until constant dry weight was achieved.

13 Seagrass densities before and after trampling experiments were compared using one-way analysis of variance (One Way ANOVA) followed by post-hoc Dunn's multiple comparison tests if significant differences were found. The dry weight of the detached seagrass leaves as well as the uprooted seagrasses and broken rhizomes collected after trampling were compared between the treatments using Two Way ANOVA followed by Bonferroni post-test if there were significant differences. All statistical analyses were performed in PRISM 5 software, with significance evaluated at the 95% confidence level ($\alpha = 0.05$).

Results. The density of each seagrass species before the experiment (Figure 2) shows that *C. rotundata* had the highest shoot density ($p < 0.0001$), followed by *S. isoetifolium* and *T. hemprichii* (not significantly different from each other). *E. acoroides*, *H. ovalis*, and *H. uninervis* were present in low shoot densities which were not significantly different from each other.

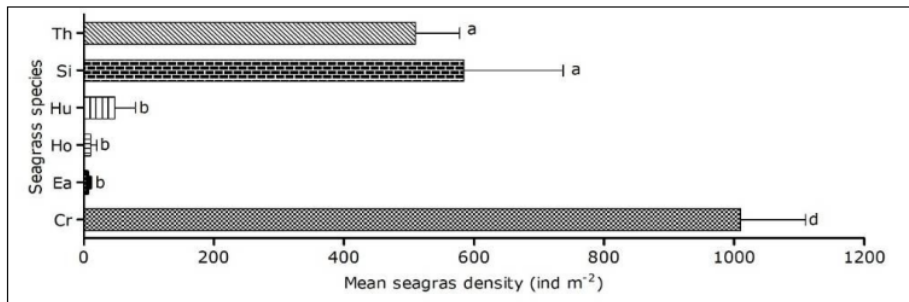
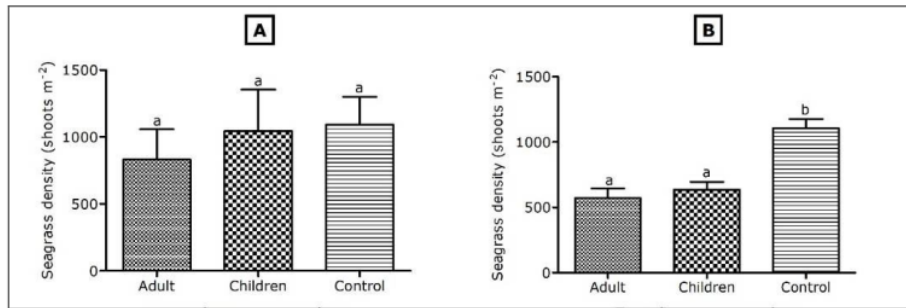


Figure 2. Density of seagrass species before experiment. *Cymodocea rotundata* (Cr), *Enhalus acoroides* (EA), *Halophila ovalis* (Ho), *Halodule uninervis* (Hu), *Syringodium isoetifolium* (Si), *Thalassia hemprichii* (Th). Error bars indicate standard error of the mean; different letters close to error bars indicate significant differences.

The combined species mean seagrass density before trampling (Figure 3A) did not differ significantly between the treatment plots ($p > 0.05$). However, the mean seagrass density after trampling (Figure 3B) was significantly lower for both the adult and children trampling plots compared to the control plots ($p < 0.05$). Furthermore, the post-trampling density was significantly different from the pre-trampling density in the plots subjected to both trampling treatments, but not in the control plots.

The biomass of detached seagrass leaves was significantly higher than the biomass of uprooted seagrasses and broken rhizomes (RtRh). However, there was no significant difference between the adult trampling treatment and children trampling treatment in terms of either detached leaves or uprooted and broken rhizomes (Figure 4).



8 Figure 3. Mean seagrass density before (A) and after (B) the trampling experiment. Error bars show standard error; different letters above the error bars indicate significant differences ($p < 0.05$).

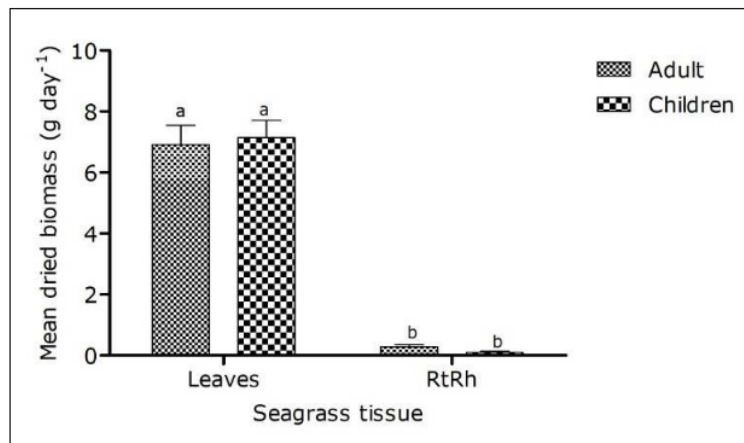


Figure 4. Dry biomass of detached seagrass leaves (Leaves) and uprooted seagrass and broken rhizome (RtRh) from adult trampling plots and children trampling plots. Error bars show the standard error; different letters above the error bars indicate significant differences ($p < 0.05$).

Detached seagrass leaves (Figure 5A) and uprooted seagrass and broken rhizome (Figure 5B) differed significantly between seagrass species. However, a significant difference between adult and children trampling treatments was only found for two species. The detached leaf biomass of *S. isoetifolium* was significantly higher in the children trampling treatment than the adult trampling treatment; conversely, the biomass of uprooted and broken *H. uninervis* rhizomes was significantly higher in the adult trampling treatment compared to the children trampling treatment.

The species with the most detached leaf biomass were *C. rotundata* and *S. isoetifolium* followed by *T. hemprichii* and *E. acoroides*. Meanwhile, the species with the highest uprooted seagrass and broken rhizome biomass were *H. uninervis*, followed by *C. rotundata*, *T. hemprichii*, and *S. isoetifolium*. The least damaged seagrass species were *H. ovalis* and *Halodule uninervis*, with few detached leaves, uprooted shoots or broken rhizomes during the trampling experiment.

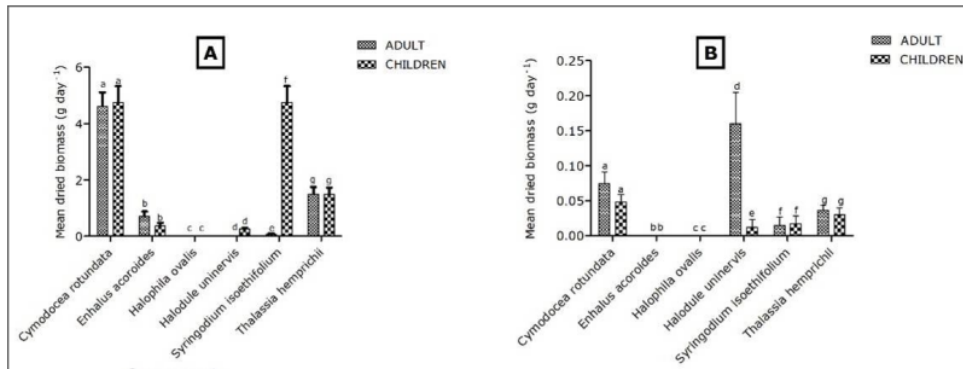


Figure 5. Dry biomass by species of detached seagrass leaves (A) and uprooted seagrass and broken rhizomes (B) in adult and children trampling plots. Error bars show standard error; different letters above the error bars indicate significant differences ($p < 0.05$).

Discussion. This study demonstrates that human trampling, whether by adults or children, can impact seagrass density and cause mechanical damage. The results differed from those of the preliminary study (Nurdin et al 2019) which indicated that trampling by children might have less impact on seagrass density compared to adult trampling. This may be due to limited treatment replication and different seagrass bed conditions (e.g. intertidal compared to subtidal) as well as the different footwear (boots) worn by the adult in the previous study (Nurdin et al 2019).

The amount of seagrass damage due to trampling was comparable between the adult and children trampling treatments, with the biomass of detached seagrass leaves being higher than that of uprooted shoots and broken rhizomes. This indicates that the seagrass leaves are more vulnerable to physical damage than the root and rhizomes. The seagrass leaves as the above-ground parts of the plant are frequently exposed to direct sunlight, especially during low tides; this exposure can cause dryness and 'burning' of the leaves (Erftemeijer & Herman 1994). This vulnerability could be made more severe by trampling disturbance, and could be one factor resulting in more damage to the seagrasses above-ground (leaves) than below-ground (roots and rhizomes). Since this study was conducted in the subtidal seagrass beds, the seagrass species in this experimental site would likely be more sensitive to desiccation than those in the intertidal beds (Björk et al 1999). However, such a comparison was not included in this study due to limited human and other resources.

To our knowledge, the impact of trampling on different species has not been evaluated in previous human trampling studies. Each seagrass species in this study showed a different response to human trampling, which suggests the impacts might affect seagrass community balance, biodiversity and eventually sustainability. *C. rotundata* has thinner leaves and lower fibre content compared to so other seagrasses with similar morphology, such as *T. hemprichii* and *E. acoroides* (De los Santos et al 2016). This is likely the main reason why the leaves of *C. rotundata* experienced more damage and loss than those of the other seagrass species; another likely contributing factor is that this species was more abundant and hence more plants were damaged (Figure 2). However, the relative vulnerability of *C. rotundata* is supported by the findings of Martínez-Crego et al (2016) that, while nutrient content may play a role, the vulnerability of seagrasses is largely determined by the tenderness and thickness of leaves.

With the exception of above-ground *S. isoetifolium*, slightly more leaves were detached as a result of being trampled by children than by adults (Figure 5A). This might be due to slight differences in the seagrass community, with a slightly higher mean abundance of vulnerable species in the children trampling plots, even though the differences were not statistically significant. With respect to *S. isoetifolium*, the density of this species was (on average) slightly higher in the children trampling plots than in the

adult trampling plots; also, despite their lower individual weight the aggregate trampling by children included a higher number of foot-falls per plot. The leaves of *S. isoetifolium* have a low fibre content ($30.7 \pm 6.8\%$) compared to *C. rotundata* ($44.1 \pm 4.4\%$) and *T. hemprichii* ($42.3 \pm 7.2\%$), while *E. acoroides* has the highest leaf mass and area per shoot and highest fibre content (De los Santos et al 2016). These differences could make *S. isoetifolium* particularly vulnerable to even light-weight trampling. Meanwhile *E. acoroides* is likely more resistant to disturbance including human trampling pressure since the leaves can resist high breaking forces so that they are not easily broken or detached in addition to this large species being less abundant in the experimental site.

H. ovalis and *H. uninervis* were the least damaged seagrass species during this experiment, possibly because these two species were the least abundant. In addition, their relatively short life-span (De los Santos et al 2016) and ability to quickly generate new leaves and shoots (Marbà et al 2004) could make them less vulnerable than species which are slower growing and have longer life-spans in the absence of disturbance.

The different responsiveness of each seagrass species to mechanical disturbance could be a factor in the different levels of damage done to the above and below ground parts of the seagrasses. In general, the below-ground parts of the seagrasses (roots and rhizomes) is more resistant to mechanical disturbance than the above-ground part, principally leaves (Marbà et al 2004). This is consonant with the finding that there were fewer broken rhizomes and uprooted seagrasses compared to broken leaves in this study.

Physical and chemical environmental factors may also have contributed to seagrass vulnerability to trampling, such as water turbidity that may affect stability of seagrass beds (Carr et al 2012) and nutrient content in the sediment which may affect the nutrient content in the seagrass that in turn will affect its vulnerability to mechanical disturbance (De Los Santos et al 2012).

Only *E. acoroides* and *H. ovalis* were not found uprooted in any of the plots under either treatment in this study. The largest seagrass species in Indonesia, *E. acoroides* has very thick, tough, hairless branching roots, which can embed firmly and stably in the sediment (Mckenzie 2003). Meanwhile, *H. ovalis* is a very small species with fine single shoots; although intuitively this species should be more vulnerable to disturbance such as trampling, it suffered the least damage of all species at the study site. The species with the most uprooted shoots in this study was *H. uninervis*, especially as a result of being trampled by children. Characterised by fine fibre roots attached to fine rhizomes, this species was (by random chance) somewhat more abundant in the children trampling plots. All seagrass species have short life-span compared to many land plants, and in general they have ability to recover from disturbance (Marbà et al 2004; De los Santos et al 2016). However, the scope of this study did not include the ability of seagrasses to recover from damage due to trampling.

Conclusions. This study suggests that the impact of daily human trampling activities has the potential to cause significant damage to seagrass communities, and could be a serious threat to seagrass ecosystems in the absence of proper management. The extent of damage to seagrasses due to human trampling is determined by the mechanical properties and abundance of each species more than by differences between adult humans and children. Species with leaves which are more tender and thinner appear to be more vulnerable. The results indicating a need for further studies on the relationship between the specific traits of seagrasses and environmental factors that influence the response and ability of seagrass to recover from mechanical disturbances, such as trampling.

Acknowledgements. This study was supported by the Universitas Hasanuddin Grant for Fundamental Research program (PDU-1585/UN4.22/PT.01.03/2020). We thank Dr. Syafyuddin Yusuf for facilitating us in the Marine Station of Universitas Hasanuddin and Dr. Arniati Massinai for her generosity in facilitating access to laboratory facilities. We wish to express our appreciation to Desti, Nurul, and Ade for their help during the study. We also acknowledge the assistance of Dr. Abigail Mary Moore with English language editing and proof-reading.

References

- Al-Wedaei K., Naser H., Al-Sayed H., Khamis A., 2011 Assemblages of macro-fauna associated with two seagrass beds in Kingdom of Bahrain: implications for conservation. *Journal of the Association of Arab Universities for Basic and Applied Sciences* 10(1):1-7.
- Björk M., Uku J., Weil A., Beer S., 1999 Photosynthetic tolerances to desiccation of tropical intertidal seagrasses. *Marine Ecology Progress Series* 191:121-126.
- Carr J. A., D'Odorico P., McGlathery K. J., Wiberg P. L., 2012 Stability and resilience of seagrass meadows to seasonal and interannual dynamics and environmental stress. *Journal of Geophysical Research: Biogeosciences* 117(1):1-12.
- De Los Santos C. B., Brun F. G., Onoda Y., Cambridge M. L., Bouma T. J., Vergara J. J., Pérez-Lloréns J. L., 2012 Leaf-fracture properties correlated with nutritional traits in nine Australian seagrass species: implications for susceptibility to herbivory. *Marine Ecology Progress Series* 458:89-102.
- De los Santos C. B., Onoda Y., Vergara J. J., Pérez-Lloréns J. L., Bouma T. J., La Nafie Y. A., ... Brun F. G., 2016 A comprehensive analysis of mechanical and morphological traits in temperate and tropical seagrass species. *Marine Ecology Progress Series* 551:81-94.
- Duarte C. M., Marbà N., Santos R., 2004 What may cause loss of seagrasses? In: *European seagrasses: an introduction to monitoring and management*. Borum J., Duarte C., Krause-Jensen D., Greve T. (eds), The M&M Project, pp. 24-32.
- Eckrich C. E., Holmquist J. G., 2000 Trampling in a seagrass assemblage: direct effects, response of associated fauna, and the role of substrate characteristics. *Marine Ecology Progress Series* 201:199-209.
- English S., Wilkinson C., Baker V., 1997 Survey manual for tropical marine resources. Australian Institute of Marine Science (AIMS), Townsville, 390 pp.
- Erfteimeijer P. L. A., Herman P. M. J., 1994 Seasonal changes in environmental variables, biomass, production and nutrient contents in two contrasting tropical intertidal seagrass beds in South Sulawesi, Indonesia. *Oecologia* 99:45-59.
- Evans S. M., Griffin K. J., Blick R. A. J., Poore A. G. B., Vergés A., 2018 Seagrass on the brink: decline of threatened seagrass *Posidonia australis* continues following protection. *PLoS ONE* 13(4):e0190370.
- Francis J., Mahongo S. B., Semesi A., Muhando C. A., Mgaya Y. D., Mgaya Y. D., 2001 Eastern Africa atlas of coastal resources-Tanzania. United Nations Environment Programme, Nairobi, Kenya, 111 pp.
- Garmendia J. M., Valle M., Borja Á., Chust G., Lee D. J., Germán Rodríguez J., Franco J., 2017 Effect of trampling and digging from shellfishing on *Zostera noltei* (Zosteraceae) intertidal seagrass beds. *Scientia Marina* 81(1):121.
- Govers L. L., Lamers L. P. M., Bouma T. J., de Brouwer J. H. F., van Katwijk M. M., 2014 Eutrophication threatens Caribbean seagrasses - an example from Curaçao and Bonaire. *Marine Pollution Bulletin* 89(1-2):481-486.
- Hemminga M. A., Duarte C. M., 2000 *Seagrass ecology*. Cambridge: Cambridge University Press, 298 pp.
- Joseph L., Singh P., Singh A. A., Raj K., Maharaj A., 2018 Implications of seagrass ecosystem degradation on marine resources and people's livelihood: a case study from Komave village, Fiji. *Asian Journal of Fisheries and Aquatic Research* 2(3):1-13.
- Lin J., Huang Y., Arbi U. Y., Lin H., Azkab M. H., Wang J., ... Zhang S., 2018 An ecological survey of the abundance and diversity of benthic macrofauna in Indonesian multispecific seagrass beds. *Acta Oceanologica Sinica* 37(6):82-89.
- Marbà N., Duarte C. M., Alexandre A., Cabaço S., 2004 How do seagrasses grow and spread? In: *European seagrasses: an introduction to monitoring and management*. Borum J., Duarte C., Krause-Jensen D., Greve T. (eds), The M&M Project, pp. 11-18.
- Martínez-Crego B., Arteaga P., Tomas F., Santos R., 2016 The role of seagrass traits in mediating *Zostera noltei* vulnerability to mesograzers. *PLoS ONE* 11(6):e0156848.

- McKenzie L. J., 2003 Guidelines for the rapid assessment and mapping of tropical seagrass habitats. The State of Queensland Department of Primary Industries, Cairns, 46 pp.
- Nadiarti, Jompa J., Riani E., Jamal M., 2015 A comparison of fish distribution pattern in two different seagrass species-dominated beds in tropical waters. *Journal of Engineering and Applied Sciences* 10(6):147-153.
- Nurdin N., La Nafie Y., Umar M. T., Jamal M., Moore A., 2019 Preliminary study: human trampling effects on seagrass density. *IOP Conference Series: Earth and Environmental Science* 370:012050.
- Pogoreutz C., Kneer D., Litaay M., Asmus H., Ahnelt H., 2012 The influence of canopy structure and tidal level on fish assemblages in tropical Southeast Asian seagrass meadows. *Estuarine, Coastal and Shelf Science* 107:58-68.
- Satumanatpan S., Thummikkapong S., Kanongdate K., 2011 Biodiversity of benthic fauna in the seagrass ecosystem of Kung Krabaen Bay, Chantaburi Province, Thailand. *Songklanakarin Journal of Science and Technology* 33(3):341-348.
- Short F. T., Polidoro B., Livingstone S. R., Carpenter K. E., Bandeira S., Bujang J. S., ... Ziemann J. C., 2011 Extinction risk assessment of the world's seagrass species. *Biological Conservation* 144(7):1961-1971.
- Waycott M., Duarte C. M., Carruthers T. J. B., Orth R. J., Dennison W. C., Olyarnik S., ... Williams S. L., 2009 Accelerating loss of seagrasses across the globe threatens coastal ecosystems. *Proceedings of the National Academy of Sciences of the United States of America* 106(30):12377-12381.

Received: 10 November 2020. Accepted: 26 February 2021. Published online: 03 April 2021.

Authors:

N. Nadiarti, Fisheries Department, Faculty of Marine Science and Fisheries, Universitas Hasanuddin, Makassar 90245, Indonesia, e-mail: nadiarti@unhas.ac.id

Yayu Anugrah La Nafie, Marine Science Department, Faculty of Marine Science and Fisheries, Makassar 90245, Indonesia, e-mail: yayulanafie@gmail.com

Dody Priosambodo, Biology Department, Faculty of Science, Universitas Hasanuddin, Makassar 90245, Indonesia, e-mail: dody.priosambodo@gmail.com

Aidah A. Ala Husain, Marine Science Department, Faculty of Marine Science and Fisheries, Makassar 90245, Indonesia, e-mail: a3husain@gmail.com

This is an open-access article distributed under the terms of the Creative Commons Attribution License, which permits unrestricted use, distribution and reproduction in any medium, provided the original author and source are credited.

How to cite this article:

Nadiarti N., La Nafie Y. A., Priosambodo D., Husain A. A. A., 2021 Significant effect of human trampling on subtidal seagrass beds. *AAFL Bioflux* 14(2):910-917.

ORIGINALITY REPORT

17%

SIMILARITY INDEX

13%

INTERNET SOURCES

13%

PUBLICATIONS

5%

STUDENT PAPERS

PRIMARY SOURCES

1 Submitted to Universitas Brawijaya 3%
Student Paper

2 Submitted to Universitas Hasanuddin 2%
Student Paper

3 N Nurdin, Y La Nafie, M T Umar, M Jamal, A Moore. "Preliminary study: human trampling effects on seagrass density", IOP Conference Series: Earth and Environmental Science, 2019 2%
Publication

4 hdl.handle.net 1%
Internet Source

5 Masaya Yoshikai, Takashi Nakamura, Yoshiyuki Tanaka, Masahiro Nakaoka et al. "Modeling seagrass bed dynamics under environmental impacts of intensive mariculture activities in Bolinao and Anda, the Philippines", Estuarine, Coastal and Shelf Science, 2020 1%
Publication

6 www.apn-gcr.org 1%
Internet Source

7	scientiamarina.revistas.csic.es Internet Source	1 %
8	www.ncbi.nlm.nih.gov Internet Source	<1 %
9	www.unesco.or.id Internet Source	<1 %
10	Www.mdpi.com Internet Source	<1 %
11	constellation.uqac.ca Internet Source	<1 %
12	tudav.org Internet Source	<1 %
13	mafiadoc.com Internet Source	<1 %
14	Seung Hyeon Kim, Jae Woo Kim, Young Kyun Kim, Sang Rul Park, Kun-Seop Lee. "Factors controlling the vertical zonation of the intertidal seagrass, <i>Zostera japonica</i> in its native range in the northwestern Pacific", Marine Environmental Research, 2020 Publication	<1 %
15	www.scielo.br Internet Source	<1 %
16	Samantha J. Tol, Rob G. Coles, Bradley C. Congdon. " feeding in tropical Australian	<1 %

seagrass meadows: implications for conservation planning ", PeerJ, 2016

Publication

17

Zhijian Jiang, Delian Huang, Yang Fang, Lijun Cui et al. "Home for Marine Species: Seagrass Leaves as Vital Spawning Grounds and Food Source", Frontiers in Marine Science, 2020

Publication

<1 %

18

Alphonsus K. Belane, Felix D. Dakora. "Photosynthesis, symbiotic N and C accumulation in leaves of 30 nodulated cowpea genotypes grown in the field at Wa in the Guinea savanna of Ghana", Field Crops Research, 2011

Publication

<1 %

19

Mads S. Thomsen, Averill Moser, Micaela Pullen, Derek Gerber, Sarah Flanagan. "Seagrass beds provide habitat for crabs, shrimps and fish in two estuaries on the South Island of New Zealand", Cold Spring Harbor Laboratory, 2020

Publication

<1 %

20

Rohani Ambo-Rappe. "Differences in Richness and Abundance of Species Assemblages in Tropical Seagrass Beds of Different Structural Complexity", Journal of Environmental Science and Technology, 2016

Publication

<1 %

21	Y Tanaka, M Nakaoka. "Emergence stress and morphological constraints affect the species distribution and growth of subtropical intertidal seagrasses", Marine Ecology Progress Series, 2004 Publication	<1 %
22	heartland.org Internet Source	<1 %
23	rodin.uca.es Internet Source	<1 %
24	www.diva-portal.org Internet Source	<1 %
25	www.frontiersin.org Internet Source	<1 %
26	www.mdpi.com Internet Source	<1 %
27	www.mitrariset.com Internet Source	<1 %
28	www.tandfonline.com Internet Source	<1 %
29	CB de los Santos, Y Onoda, JJ Vergara, JL Pérez-Lloréns, TJ Bouma, YA La Nafie, ML Cambridge, FG Brun. "A comprehensive analysis of mechanical and morphological traits in temperate and tropical seagrass	<1 %

species", Marine Ecology Progress Series,
2016

Publication

30

Xiaoping Huang. "Main seagrass beds and threats to their habitats in the coastal sea of South China", Chinese Science Bulletin, 12/2006

Publication

<1 %

Exclude quotes On

Exclude matches < 5 words

Exclude bibliography On