

[Skip to Main Content](#)

morphological_fazhan_peerj-8066_compressed.pdf

by

FILE	MORPHOLOGICAL_FAZHAN_PEERJ-8066_COMPRESSED.PDF (223.56K)		
TIME SUBMITTED	03-AUG-2020 09:22AM (UTC+0700)	WORD COUNT	7526



Morphological descriptions and morphometric discriminant function analysis reveal an additional four groups of *Scylla* spp

Hanafiah Fazhan^{1,2,3,*}, Khor Waiho^{1,2,3,*}, Emilia Qunitio⁴, Juliana C. Baylon⁵, Yushinta Fujaya⁶, Nita Rukminasari⁶, Mohammad Farhan Darin Azri⁷, Md. Sheriff Shahreza^{3,8}, Hongyu Ma^{1,2} and Mhd Ikhwanuddin^{3,3}

¹ Guangdong Provincial Key Laboratory of Marine Biotechnology, Shantou University, Shantou, Guangdong, China

² STU-UMT Joint Shellfish Research Laboratory, Shantou University, Shantou, Guangdong, China

³ Institute of Tropical Aquaculture and Fisheries, Universiti Malaysia Terengganu, Kuala Terengganu, Terengganu, Malaysia

⁴ Aquaculture Department, Southeast Asian Fisheries Development Center, Iloilo, Philippines

⁵ Division of Biological Sciences, College of Arts and Sciences, University of the Philippines Visayas, Iloilo, Philippines

⁶ Faculty of Marine Science and Fisheries, Hasanuddin University, Makassar, Indonesia

⁷ Faculty of Resource Science and Technology, Universiti Malaysia Sarawak, Kota Samarahan, Sarawak, Malaysia

⁸ School of Fisheries and Aquaculture Sciences, Universiti Malaysia Terengganu, Kuala Terengganu, Terengganu, Malaysia

*These authors contributed equally to this work.

ABSTRACT

There are four species of mud crabs within the genus *Scylla*, and most of them live sympatrically in the equatorial region. Apart from a report in Japan about the finding of a natural *Scylla* hybrid more than a decade ago after the division of genus *Scylla* into four species by Keenan, Davie & Mann (1998), no subsequent sighting was found. Thus, this study investigates the possible natural occurrence of potential hybridization among *Scylla* species in the wild. A total of 76,211 individuals from mud crab landing sites around the Malacca Straits, South China Sea and Sulu Sea were screened. In addition to the four-purebred species, four groups (SH 1, $n = 2,627$; SH 2, $n = 136$; SH 3, $n = 1$; SH 4, $n = 2$) with intermediate characteristics were found, mostly at Sulu Sea. Discriminant Function Analysis revealed that all *Scylla* species, including SH 1 - 4, are distinguishable via their morphometric ratios. The most powerful discriminant ratios for each character and the top five discriminant ratios of males and females were suggested. The carapace width of SH 1 males and females were significantly smaller than pure species. Based on the discriminant ratios and the description of morphological characters, we hypothesize that the additional four groups of *Scylla* with intermediate characteristics could be presumed hybrids. Future work at the molecular level is urgently needed to validate this postulate.

Subjects Aquaculture, Fisheries and Fish Science, Biodiversity, Marine Biology

Keywords *Scylla*, Discriminant Function Analysis, Morphometric, Presumed Hybrids, Mud Crab

Submitted 5 July 2019
Accepted 20 October 2019
Published 3 January 2020

Corresponding authors
Hongyu Ma, mahy@stu.edu.cn
Mhd Ikhwanuddin,
ikhwanuddin@umt.edu.my

Academic editor
Robert Toonen

Additional Information and
Declarations can be found on
page 16

DOI 10.7717/peerj.8066

Copyright
2020 Fazhan et al.

Distributed under
Creative Commons CC-BY 4.0

OPEN ACCESS

How to cite this article: Fazhan H, Waiho K, Qunitio E, Baylon JC, Fujaya Y, Rukminasari N, Azri MFD, Shahreza MS, Ma H, Ikhwanuddin M. 2020. Morphological descriptions and morphometric discriminant function analysis reveal an additional four groups of *Scylla* spp. PeerJ 8:e8066. <https://doi.org/10.7717/peerj.8066>

INTRODUCTION

Mud crabs belonging to the genus *Scylla* are distributed along the Indo-West-Pacific region and are divided into four distinct species, namely *S. serrata*, *S. olivacea*, *S. tranquebarica* and *S. paramamosain* (Keenan, Davie & Mann, 1998). All four species are economically important and highly sought after due to their delicate meat, making them important resources in both artisanal fisheries and aquaculture sector around the Indo-West-Pacific region (Waiho et al., 2018; Shi et al., 2019), with a global capture production of more than 20,000 t and aquaculture production of more than 100,000 t within the last decade (FAO, 2018).

The detailed morphological and morphometric differences among the four species in the genus *Scylla*—*S. serrata*, *S. tranquebarica*, *S. paramamosain*, *S. olivacea*—were described by Keenan, Davie & Mann (1998) and were used as the basis for species differentiation in most studies on mud crabs (Klinbunga, Boonyapakdee & Pratoomchat, 2000; Imai et al., 2004; Ikhwanuddin et al., 2011; Fazhan, Waiho & Ikhwanuddin, 2017b; Waiho et al., 2017b; Waiho et al., 2017c; Waiho et al., 2018), including the current study. These morphological differences are also used by farmers and crabbers to differentiate among species. Apart from morphological variations, variation in body size is also obvious among *Scylla* species. *S. serrata* is the largest, followed by *S. tranquebarica* and *S. paramamosain* (Ogawa et al., 2012; Fazhan et al., 2017a). *S. olivacea* is considered as the smallest among the four species (Waiho, Fazhan & Ikhwanuddin, 2016b; Fazhan et al., 2017a). However, due to the acclimatization to their natural habitat (upper river mouths with lower salinity and constant exposure to intertidal currents; (Fazhan et al., 2017a), *S. olivacea* are the sturdiest.

Inter-specific hybridization—the crossing of two different species—has been a common approach in the aquaculture sector for genetic improvement of aquaculture species, especially among finfishes (Bartley, Rena & Immink, 2000). The offspring, known as hybrids, may have some or combined desirable characteristics of both parents (positive heterosis), which is the ultimate goal of hybridization. Some of the successful inter-specific hybridization examples include hybrid striped bass (*Morone chrysops* × *M. saxatilis*) with faster growth, better temperature tolerance, flexibility to environmental parameters, and stronger disease resistance compared to its parents (Kohler, 2004; Ende et al., 2018), and Splake, hybrid trout (*Salvelinus namaycush* × *S. fontinalis*) that is fertile, fast growth and tolerant to acid water (Snucins, 1993).

Inter-specific hybridization occurs widely in fishes under natural conditions (Hubbs, 1955; Kirkpatrick, Everitt & Evans, 2007; Adams et al., 2014), thus explaining their higher feasibility of induced hybridization among fish species. Natural hybridization is less commonly reported in crustaceans, especially those in the infraorder Brachyura. Among the reported naturally hybridized species includes between red snow crab (*Chionoecetes japonicus*) and snow crab (*C. opilio*) in Korea (Kim et al., 2012) and between Intertidal stone crabs, *Menippe mercenaria* and *M. adina* in the Mexico Gulf (Wilber, 1989). Both snow crabs and intertidal stone crabs exhibited overlapping range, thus promoting the formation of natural hybrids (Wilber, 1989; Kim et al., 2012).

It is widely accepted that only three species of mud crabs (*S. olivacea*, *S. paramamosain* and *S. tranquebarica*) exist sympatrically in Malaysian waters (Ikhwannuddin et al., 2011; Waiho et al., 2016a; Waiho, Fazhan & Ikhwannuddin, 2016b; Fazhan, Waiho & Ikhwannuddin, 2017b). Additionally, some mud crabs with ambiguous characters were unexpectedly found among crab samples in the equatorial region during previous study (Fazhan et al., 2017a). Previously, Imai & Takeda (2005) reported the first occurrence of natural hybrid of mud crab in Japan—fathered by *S. serrata* with a female *S. olivacea*. This shows that natural hybridization in *Scylla* is possible in the natural environment. The potential of hybridization among *Scylla* in captivity has also been proven in a previous study based on their mating successes (Fazhan et al., 2017c). Males of *S. olivacea* were the most versatile and readily choose females of other species when *S. olivacea* females were not available, with inter-species mating percentage as high as that of pure species.

Therefore, this study aimed to address the feasibility of inter-specific natural hybridization among *Scylla* species by screening for crabs with ambiguous characteristics at known overlapping regions—the Malacca Straits, South China Sea and Sulu Sea. In addition, due to the small sample size used by Keenan, Davie & Mann (1998) during their description of genus *Scylla*, the current study built upon and strengthened Keenan et al.'s descriptions (both morphological and morphometric descriptions) with the inclusion of additional groups that possess minor variations in their morphological characters compared to the pure species. Further, a list of significant discriminant morphometric ratios capable of distinguishing pure species and SH 1–4 was also provided. This would be helpful to aquaculturists and researchers in species identification and selection. Lastly, the heterosis of SH 1 was highlighted based on the morphometric ratios, providing valuable information to the future selection of inter-specific hybridization candidate of *Scylla* species.

MATERIALS & METHODS

Sample collection

Mud crabs were screened from fishermen's landings for a period of three years—September 2012 to August 2015. Sampling locations covered most mud crab landing sites representing the Malacca Strait, South China Sea and Sulu Sea. All sampling sites are common crab landing grounds and no licensing is required for the acquisition of mud crabs. None of the work involved endangered or protected species. Only sexually mature crabs with CW above 95 mm were measured to avoid samples of juvenile crabs that may yet to undergo ontogenic changes as they develop to become adults (Keenan, Davie & Mann, 1998; Waiho et al., 2016a; Waiho, Fazhan & Ikhwannuddin, 2016b). The total number of the crab screened was 76,211 individuals (Table S1). They were identified up to the species level based on the morphological keys described by Keenan, Davie & Mann (1998). A total of 1,524 *S. olivacea*, 1,399 *S. tranquebarica* and 1,441 *S. paramamosain* were randomly selected for CW measurement.

Morphological description

The morphological features of all hybrids and pure species (*S. olivacea*, *S. tranquebarica*, *S. paramamosain* and *S. serrata*) were described. The key features were: (i) colouration, (ii)

patterning on chelipeds, (iii) patterning on walking legs, (iv) shape and height of frontal lobe spines, (v) shape of carpus spine of chelipeds, and (vi) shape of propodus spine of chelipeds as depicted in Fig. S1.

Morphometric measurement

Twenty-four morphometric characters (modified from Keenan, Davie & Mann, 1998) of mud crabs—pure species and *Scylla* groups with ambiguous morphological characteristics (SH) (300 males and 300 females for each species, or the highest number available)—were measured using standard Vernier caliper to the nearest 0.01 mm. They were: carapace width (CW), CW at spine 8 (8CW), internal carapace width (ICW), carapace length (CL), posterior width of carapace (PWC), carapace frontal width (FW), frontal median spine height (FMSH), distance between frontal median spines (DFMS), distance between frontal lateral spines (DFLS), sternum width (SW), abdomen width (AW), third periopod merus length (3PML), third periopod carpus length (3PCL), fifth periopod dactyl width (5PW), fifth periopod dactyl length (5PL), dactyl length (DL), propodus depth (PD), outer propodus spine (OPS), inner propodus spine (IPS), inner carpus spine (ICS), outer carpus spine (OCS), propodus width (PW), propodus length (PL) and merus length (ML). In general, each of the 24 morphometric characters was used as divisor and formed ratios with the remaining 23 morphometric characters, thus resulting in a total of 552 ratios. All possible combination of 552 ratios obtained from the 24 measured morphometric characters were tested using Discriminant Function Analysis (DFA). The ratios of pure species ($n = 300$ for each species) were tested with the ratios of SH 1 male ($n = 300$) and female ($n = 111$), and SH 2 male ($n = 136$). *S. serrata* ($n = 3$), SH 3 ($n = 1$) and SH 4 ($n = 2$) were excluded in this test because of their low sample size.

Data analysis

All data analyses were performed using Microsoft Excel 2016 and IBM SPSS Statistic ver. 20. Stepwise DFA was used to determine which ratios (discriminant variables) could discriminate among *Scylla* species. Minimum F value was set as 3.0 (represents 0.05 significance level). Two-way ANOVA with Welch's correction (Welch, 1947) was used to compare the mean CW values of males and females of each species (Levene's test: $W_{\text{male}} = 22.03$, $W_{\text{female}} = 23.65$, $P < 0.001$). Games Howell post-hoc test was used to detect differences among treatments. A significance level at $\alpha = 0.05$ was applied in all statistical tests.

RESULTS

Morphological differences among species of genus *Scylla*

The four pure-species, *S. olivacea*, *S. paramamosain*, *S. tranquebarica* and *S. serrata* found in this study conformed with the morphological description provided by Keenan, Davie & Mann (1998). In addition, the external morphology of crabs that were ambiguous and deviates from Keenan's classification were designated in different classes (SH 1–4) based on the characteristics that they accordingly possess (Table 1). The dorsal view and frontal view of male and female of each species, including SH 1–4 are shown in Figs. 1 and 2. SH 1–4

Table 1 Morphological description of *Soylia* species found in the present study.

Species	Frontal lobe spines		Cheliped		Polygonal patterning	Cheliped coloration
	Shape	Height ^a	Carpus spines	Propodus spines		
<i>S. serrata</i>	Blunt pointed	High in male, moderately high in female	Both spines obvious	Obvious	Present on all chelipeds and legs	Blue, purple or green
<i>S. tranquibarica</i>	Blunt	Moderately high in male, high in female	Both spines obvious	Obvious	Present on the third, fourth and fifth legs	Mostly purple, rarely green or blue
<i>S. paramamosain</i>	Triangular	High in both sexes	Inner spine absent, outer spine obvious	Obvious	Weak patterns only observed on the fifth leg	Green to bright yellow with black spot or stripe patterns unlike the polygonal pattern in <i>S. serrata</i>
64 <i>S. olivacea</i>	Rounded	Low in male, moderately in female	¹² Inner spine absent, outer spine reduced	Reduced	Absent on all chelipeds and legs	Orange or red through brown to black
SH 1	Rounded	Moderate in both sexes	¹⁸ Inner spine absent, outer spine reduced	Reduced	Absent on all chelipeds and legs	Yellowish to dark brown with black stripe or spot like <i>S. paramamosain</i>
SH 2	Blunt or semi triangular	Moderately high	Both spines obvious	Obvious	Weak, absent or rarely observed with stronger patterns on the fifth leg	Green to dark purple, occasionally observed with black stripe pattern or spot on chelipeds like <i>S. paramamosain</i>
SH 3	Rounded or blunt	Moderate	¹⁸ Inner spine absent, outer spine obvious	Reduced	Absent on all chelipeds and leg	Orange and light to dark brown, occasionally observed with black stripe pattern or spot on chelipeds like <i>S. paramamosain</i>
SH 4	Blunt pointed	High	¹² Inner spine absent, Outer spine obvious	Obvious	Strong polygonal pattern on cheliped, Weak polygonal pattern on the fifth leg	Yellowish with polygonal pattern like <i>S. serrata</i>

Notes.

^aThe classification of frontal lobe spine height was based on the values of mean frontal lobe height divided by frontal width measured between medial orbital sutures. High, 0.06; moderately high, 0.05; moderate, 0.04; low, 0.03 (modified from [Kawanabe & Mann, 1998](#)).




Figure 1 The frontal and dorsal view of pure *Scylla* spp. (A) and (B)—*S. olivacea* male; (C) and (D)—*S. olivacea* female; (E) and (F)—*S. paramamosain* male; (G) and (H)—*S. paramamosain* female; (I) and (J)—*S. tranquebarica* male; (K) and (L)—*S. tranquebarica* female; (M) and (N)—*S. serrata* female.

Full-size [DOI: 10.7717/peerj.8066/fig-1](https://doi.org/10.7717/peerj.8066/fig-1)

exhibited intermediate characteristics of the pure species. The morphological description of SH 1 is intermediate to that of *S. olivacea* and *S. paramamosain*, SH 2 is between *S. tranquebarica* and *S. paramamosain*, SH 3 is between *S. tranquebarica* and *S. olivacea*, and SH 4 is between *S. serrata* and *S. paramamosain*. All SH 1–4 were found only at Sulu Sea (Table S1).

Morphometric differentiation

To provide a more complete coverage in addition to the ratios tested by Keenan, Davie & Mann (1998), a total of 552 ratios were analysed in this study. *Scylla serrata*, SH 3 and SH 4 were excluded from the analysis because of their low sample number. Each morphometric character, when used as a divisor and formed 23 ratios, was able to achieve a 100% discrimination among all tested groups (pure species and SH 1–2) (DFA, all $P < 0.0001$), except ratios divided by ICS. The most powerful discriminant ratios of top morphological characters for both sexes— ≤ 5 discriminant ratios needed in males and females, and ≤ 12 discriminant ratios needed in males and females combined—as suggested by the DFA and listed in Table 2 (for range and average values see Table S2 for males and Table S3 for females; for the full list of the most powerful discriminant ratios

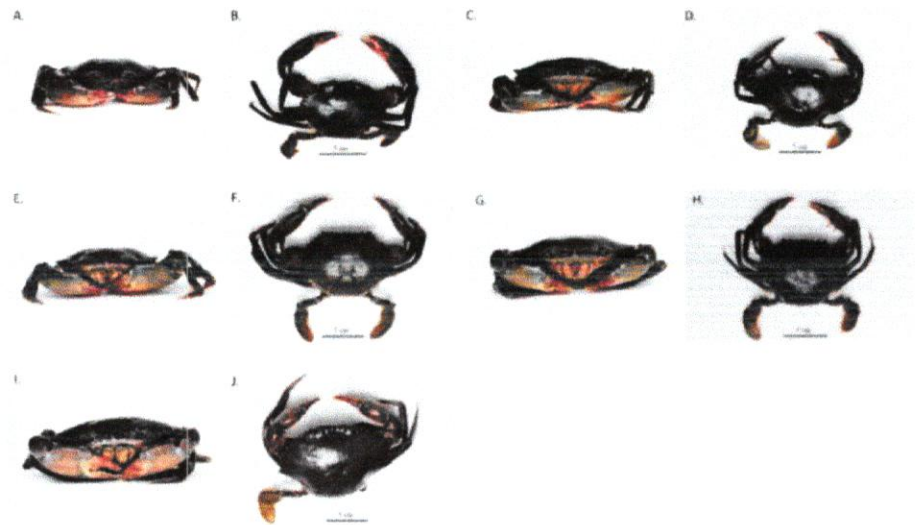


Figure 2 The frontal and dorsal view of additional *Scylla* groups. (A) and (B)—SH 1 male; (C) and (D)—SH 1 female; (E) and (F)—SH 2 male; (G) and (H)—SH 3 male; (I) and (J)—SH 4 female.

Full-size [DOI: 10.7717/peerj.8066/fig-2](https://doi.org/10.7717/peerj.8066/fig-2)

generated from all morphometric character see Table S4; raw measurements can be found in Table S5) were able to distinguish among species up to 100%. For example, by using all five suggested discriminant ratios that are divided by FW, i.e., ICS/FW, FMSH/FW, 5PW/FW, OCS/FW and 3PCL/FW, males of pure species (*S. olivacea*, *S. tranquebarica* and *S. paramamosain*) and SH 1–2 may be distinguished. When both sexes were combined, at least 10–12 discriminant ratios based on ICW, FMSH, DL or IPS as divisors were needed to achieve 100% discrimination among all tested groups. It was also notable that when viewed collectively, more discriminant ratios were needed to reach a 100% discrimination among pure *Scylla* species and SH 1–2 (average of 14 discriminant ratios needed) compared to when species discrimination was conducted based on sex (average of 7 discriminant ratios in both males and females) (Table S4) (DFA, all $P < 0.0001$).

In addition, to facilitate easier screening, the top five discriminant ratios with the ability to discriminate the species up to 100% in male and female were selected, one from each body parts, i.e., carapace, frontal lobe, abdomen, periopod and cheliped (Table 3). These discriminant ratios were able to distinguish among *Scylla* species, including SH 1–2, with 97.1% (DFA, $F = 8,442.13$, $P < 0.0001$, Wilk's $\Lambda = 0.002$) confidence in males (Fig. 3A) and 93.2% (DFA, $F = 4932.58$, $P < 0.0001$, Wilk's $\Lambda = 0.007$) confidence in females (Fig. 3B). However, individually, each ratio showed less efficiency in discriminating among species, i.e., when used individually in males, the ratio of FMSH/PL, FMSH/ICW, FMSH/3PCL, FMSH/SW and FMSH/FW showed only 62.8%, 72.2%, 84.0%, 85.6% and 88.7% discrimination, respectively; in females, the ratio of 3PCL/AW, FMSH/5PW, FMSH/FW, IPS/OPS and IPS/ICW accounted for only 62.8%, 75.5%, 77.3%, 81.4% and

Table 2 Top morphometric characters with the most powerful discriminant ratios in *Scyllia* spp.

Divisor	Number of discriminant ratios tested	Number of significant discriminant ratios (percentage of all combinations)	Number of in-significant discriminant ratios (excluded)	Excluded discriminant ratios	Most powerful discriminant ratios (number of ratios)
<i>Male</i>					
FW	24	22 (OG = 100%, CVG = 100%)	2	FW/FW, ICW/FW, AW/FW	ICS/FW, FMSH/FW, 5PW/FW, OCS/FW, 3PCL/FW (5)
FMSH	24	22 (OG = 100%, CVG = 100%)	2	FMSH/FMSH, ICW/FMSH	ICS/FMSH, FW/FMSH, 5PW/FMSH, OCS/FMSH, 3PCL/FMSH (5)
5PL	24	22 (OG = 100%, CVG = 100%)	2	5PL/5PL, AW/5PL	ICS/5PL, FMSH/5PL, 3PCL/5PL, OCS/5PL, PD/5PL (5)
5PW	24	21 (OG = 100%, CVG = 100%)	3	5PW/5PW, ICW/5PW, AW/5PW	ICS/5PW, FMSH/5PW, 3PCL/5PW, OCS/5PW, FW/5PW (5)
ML	24	21 (OG = 100%, CVG = 100%)	3	ML/ML, ICW/ML, AW/ML	ICS/ML, FMSH/ML, 3PCL/ML, 5PL/ML, OCS/ML (5)
PW	24	22 (OG = 100%, CVG = 100%)	2	PW/PW, AW/PW	ICS/PW, FMSH/PW, 3PCL/PW, 5PL/PW, OCS/PW (5)

17
(continued on next page)

Table 2 (continued)

Divisor	Number of discriminant ratios tested	Number of significant discriminant ratios (percentage of all combinations)	Number of insignificant discriminant ratios (excluded)	Excluded discriminant ratios	Most powerful discriminant ratios (number of ratios)
<i>Female</i>					
8CW	24	20 (OG = 100%, CVG = 100%)	4	8CW/8CW, DFLS/8CW, SW/8CW, DL/8CW	ICS/8CW, OPS/8CW, 3PCL/8CW, IPS/8CW, 5PL/8CW (5)
PWC	24	17 (OG = 100%, CVG = 100%)	7	PWC/PWC, DFMS/PWC, DFLS/PWC, FW/PWC, SW/PWC, DL/PWC, PD/PWC	ICS/PWC, OP- S/PWC, 5PL/PWC, FMSH/PWC (4)
CL	24	17 (OG = 100%, CVG = 100%)	7	CL/CL, DFLS/CL, PD/DFLS, DL/DFLS, PL/DFLS, SW/DFLS, ML/DFLS	ICS/CL, FMSH/CL, OPS/CL, 3PCL/CL, IPS/CL (5)
FMSH	24	18 (OG = 100%, CVG = 100%)	6	FMSH/FMSH, SW/FMSH, PL/FMSH, DL/FMSH, DFLS/FMSH, ML/FMSH	ICS/FMSH, 5PL/FMSH, OPS/FMSH, PWC/FMSH (4)
3PCL	24	19 (OG = 100%, CVG = 100%)	5	3PCL/3PCL, PD/3PCL, DL/3PCL, SW/3PCL, DFLS/3PCL	ICS/3PCL, FW/3PCL, OPS/3PCL, IPS/3PCL, PW/3PCL (5)
5PL	24	19 (OG = 100%, CVG = 100%)	5	5PL/5PL, SW/5PL, DFLS/5PL, PD/5PL, DL/5PL	ICS/5PL, FMSH/5PL, OPS/5PL, 3PCL/5PL, IPS/5PL (5)

(continued on next page)

Table 2 (continued)

Divisor	Number of discriminant ratios tested	Number of significant discriminant ratios (percentage of all combinations)	Number of insignificant discriminant ratios (excluded)	Excluded discriminant ratios	Most powerful discriminant ratios (number of ratios)
Male + Female					
ICW	24	23 (OG = 100%, CVG = 100%)	1	ICW/ICW	ICS/ICW, AW/ICW, FMSH/ICW, DL/ICW, 5PL/ICW, OCS/ICW, PD/ICW, 3PCL/ICW, IPS/ICW, CL/ICW, PW/ICW, OPS/ICW (12)
FMSH	24	23 (OG = 100%, CVG = 100%)	1	FMSH/FMSH	ICS/FMSH, AW/FMSH, PL/FMSH, 3PML/FMSH, OCS/FMSH, 5PL/FMSH, IPS/FMSH, 3PCL/FMSH, ICW/FMSH, OPS/FMSH, PD/FMSH, DL/FMSH (12)
DL	24	23 (OG = 100%, CVG = 100%)	1	DL/DL	ICS/DL, AW/DL, FMSH/DL, 5PL/DL, PD/DL, CL/DL, OCS/DL, 3PCL/DL, IPS/DL, CW/DL, PW/DL, OPS/DL (12)
IPS	24	23 (OG = 100%, CVG = 100%)	1	IPS/IPS	ICS/IPS, PW/IPS, AW/IPS, OCS/IPS, 3PCL/IPS, FMSH/IPS, CW/IPS, 3PML/IPS, 5PL/IPS, PD/IPS (10)

Notes.

OG, original grouped cases correctly classified; CVG, cross-validated grouped cases correctly classified; CW, carapace width; ICW, internal carapace width; 8CW, CW at spine 8; PWC, posterior width of carapace; CL, carapace length; FW, frontal width; FMSH, frontal median spine height; DFLS, distance between frontal lateral spines; DFMS, distance between frontal median spines; SW, sternum width; AW, abdomen width; 3PML, third periopod merus length; 3PCL, third periopod carpus length; 5PL, fifth periopod dactyl length; 5PW, fifth periopod dactyl width; DL, dactyl length; PD, propodus depth; PL, propodus length; ML, mesus length; PW, propodus width; IPS, inner propodus spine; OPS, outer propodus spine; OCS, outer carpus spine; ICS, inner carpus spine.

83.8% discrimination, respectively (DFA, all $P < 0.0001$). Thus, it is recommended to use these ratios in combination.

Negative heterosis

Body size (CW) is among the most important economic trait in aquaculture production. The CW of male and female of all species (Table S6) were compared to determine if heterosis occurred in SH 1. Significant differences were observed in the CW of males (ANOVA, $F_{4,794.5} = 18.47$, $P < 0.0001$) and females (ANOVA, $F_{3,541.1} = 24.17$, $P < 0.0001$) among *Scylla* species. In males, SH 1 was significantly smaller compared with analysed *Scylla* species (*S. olivacea*, *S. tranquebarica*, *S. paramamosain* and SH 2) (Tukey Test: all $P < 0.0001$) whereas SH 2 was significantly larger than SH 1 (Tukey Test: $P < 0.0001$) but showed no difference in CW when compared with *S. olivacea*, *S. tranquebarica* and *S. paramamosain* (Games Howell, all $P > 0.09$). Similar pattern was also observed in the CW of SH 1 females, in which the CW of females of all pure species (*S. olivacea*, *S. tranquebarica* and *S. paramamosain*) were significantly larger than the CW of SH 1 females (Games Howell, all $P < 0.01$).

DISCUSSION

Morphological and morphometric characterization of *Scylla*

The combination of morphological and morphometric analyses in assessing species identity, especially in *Scylla* species was previously carried out by Keenan, Davie & Mann (1998). Present study confirmed that the morphological characters of the four pure *Scylla* species (*S. olivacea*, *S. paramamosain*, *S. tranquebarica* and *S. serrata*) described by Keenan, Davie & Mann (1998) was similar to the morphological characteristics of all four pure-species found in this study. Furthermore, the morphological characters of SH 1–4 (Table 1) described in our study would serve as a guideline for the identification and selection of mud crabs, and the characterization of hybrids in future inter-specific hybridization trials.

The selected discriminant ratios for each morphological character as described in Tables S2 and S3 confirmed the differences among *Scylla* species and the newly described SH 1–2 in terms of morphometric measurements. Among all the morphological characters measured, only *S. serrata* and *S. tranquebarica* exhibit measurable ICS whereas it is absent in *S. paramamosain*, *S. olivacea*, SH 1 (Table 3). Thus, as they are only useful in discerning *S. serrata* and *S. tranquebarica* from the other species, ratios using ICS as divisors are not recommended. Excluding ICS, other morphological characters, when each used as divisor, were able to distinguish among *Scylla* species, including SH 1–2, up to 100% with a minimum combination of ratios (Table 2). These are useful for future species identification, especially if only certain morphological characters are available for measurement.

The final selection of five ratios from different body parts in both sexes of *Scylla* allow easier reference for others in the future, with minimum morphometric characters to be measured (FMSH can be used as dividend for two ratios in females and all ratios in males). These five ratios (FMSH/ICW, FMSH/FW, FMSH/SW, FMSH/3PCL and FMSH/PL for males, and IPS/ICW, FMSH/FW, 3PCL/AW, FMSH/5PW and IPS/OPS for females) were also selected based on their ability to discriminate to above 93% confidence all species

Table 3 The top five discriminant ratios in male (marked in bold) and female *Scylla* species.

Ratio	<i>S. olivacea</i> (<i>n</i> _{male} = 300; <i>n</i> _{female} = 300)			<i>S. tranquebarica</i> (<i>n</i> _{male} = 300; <i>n</i> _{female} = 300)			<i>S. paramamosini</i> (<i>n</i> _{male} = 300; <i>n</i> _{female} = 300)			<i>SH 1</i> (<i>n</i> _{male} = 300; <i>n</i> _{female} = 111)			<i>SH 2</i> (<i>n</i> _{male} = 136)		
	Mean ± sd	Range	Mean ± sd	Range	Mean ± sd	Range	Mean ± sd	Range	Mean ± sd	Range	Mean ± sd	Range	Mean ± sd	Range	
FMSH/ICW	0.0156 ± 0.00074	0.01305–0.01726	0.0210 ± 0.00118	0.01827–0.02489	0.0248 ± 0.00103	0.02240–0.02857	0.0162 ± 0.0109	0.01320–0.01917	0.0230 ± 0.00121	0.02037–0.02670	0.0499 ± 0.00253	0.04356–0.05783	0.0499 ± 0.00253	0.04356–0.05783	
FMSH/FW	0.0324 ± 0.00099	0.02789–0.03275	0.0520 ± 0.00163	0.05115–0.06392	0.0634 ± 0.00190	0.0553–0.07157	0.0383 ± 0.00290	0.03034–0.04680	0.0499 ± 0.00253	0.04356–0.05783	0.0499 ± 0.00253	0.04356–0.05783	0.0499 ± 0.00253	0.04356–0.05783	
FMSH/SW	0.0264 ± 0.00080	0.02275–0.0267	0.0391 ± 0.00114	0.03814–0.04684	0.0472 ± 0.00134	0.04230–0.05156	0.0303 ± 0.00236	0.02041–0.03701	0.0406 ± 0.00195	0.03628–0.04717	0.0406 ± 0.00195	0.03628–0.04717	0.0406 ± 0.00195	0.03628–0.04717	
FMSH/3PCL	0.0517 ± 0.00157	0.04447–0.05222	0.0821 ± 0.00343	0.07870–0.10005	0.0988 ± 0.00324	0.08503–0.10959	0.0715 ± 0.00571	0.05715–0.08989	0.0795 ± 0.00389	0.06970–0.09130	0.0795 ± 0.00389	0.06970–0.09130	0.0795 ± 0.00389	0.06970–0.09130	
FMSH/PL	0.0180 ± 0.00055	0.01547–0.01817	0.0300 ± 0.00261	0.02699–0.03246	0.0317 ± 0.00086	0.02838–0.03495	0.0203 ± 0.00151	0.01633–0.02487	0.0287 ± 0.00152	0.02455–0.03428	0.0287 ± 0.00152	0.02455–0.03428	0.0287 ± 0.00152	0.02455–0.03428	
IPS/ICW	0.0149 ± 0.00024	0.01437–0.01554	0.0301 ± 0.00356	0.02340–0.03839	0.1697 ± 0.06025	0.03031–0.23308	0.0317 ± 0.00549	0.02286–0.04141	–	–	–	–	–	–	
FMSH/FW	0.0384 ± 0.00331	0.02948–0.04901	0.0599 ± 0.00458	0.05321–0.07198	0.0654 ± 0.00417	0.05156–0.06741	0.0382 ± 0.00164	0.03233–0.04991	–	–	–	–	–	–	
3PCL/AW	0.6061 ± 0.05025	0.38871–0.62393	0.6460 ± 0.05635	0.49942–0.75567	0.6562 ± 0.05221	0.44869–0.77034	0.4870 ± 0.02221	0.43199–0.54036	–	–	–	–	–	–	
FMSH/3PW	0.0959 ± 0.00731	0.07732–0.12151	0.1436 ± 0.01307	0.12124–0.18473	0.1508 ± 0.00429	0.13271–0.15808	0.1009 ± 0.01039	0.08122–0.12418	–	–	–	–	–	–	
IPS/OPS	3.8121 ± 0.10768	3.57895–4.02941	1.1088 ± 0.22203	0.69697–1.67188	4.1584 ± 1.28949	0.79942–8.07576	1.3011 ± 0.34061	0.72222–2.16071	–	–	–	–	–	–	

Notes.

n, number of individual; FMSH, frontal median spine height; ICW, internal carapace width; FW, frontal width; SW, sternum width; 3PCL, third periopod carpus length; PL, propodus length; IPS, inner propodus spine; AW, abdomen width; 3PW, fifth periopod dactyl width; OPS, outer propodus spine.

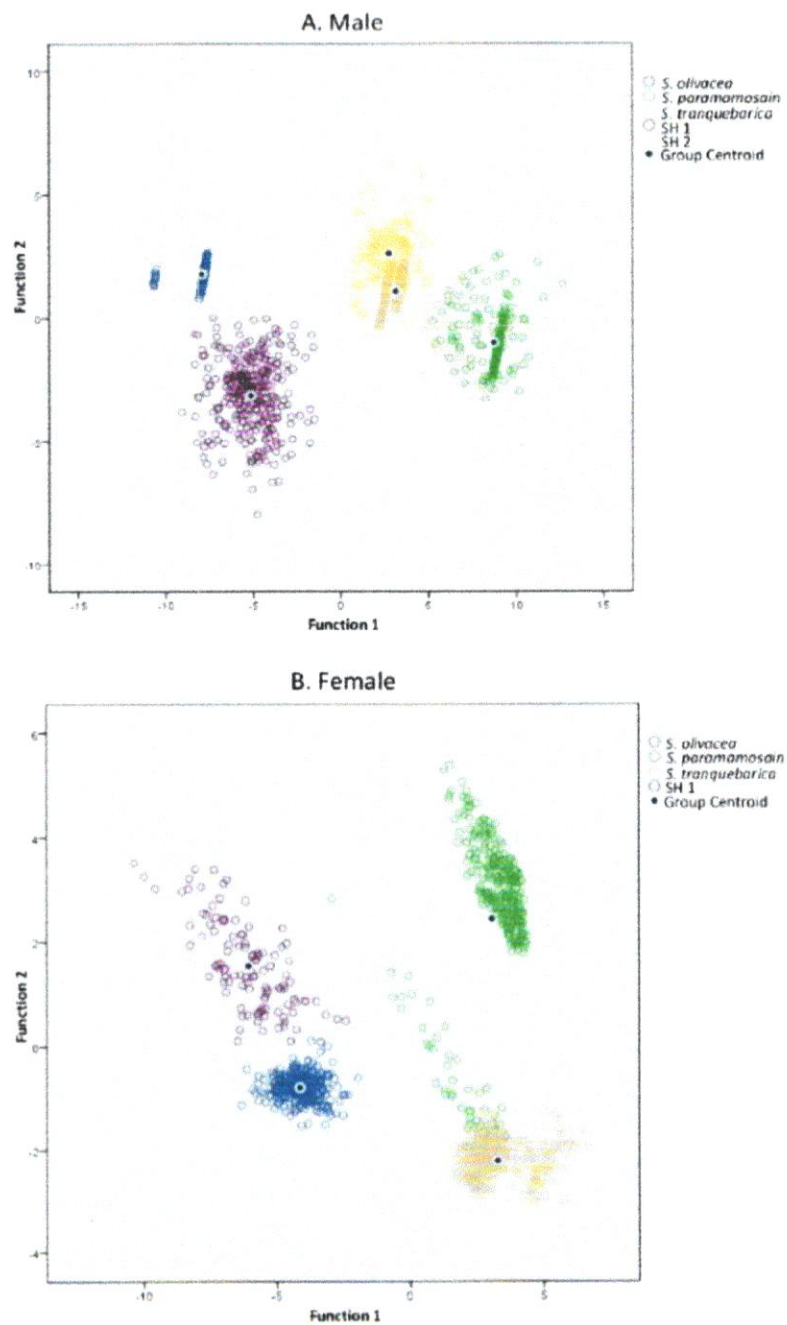


Figure 3 Canonical discriminant function graphs of *Scylla* species based on the top five selected ratios. (A)—male had a 97.1% confidence; (B)—female had a 93.2% confidence. The overall top five selected ratios were FMSH/ICW, FMSH/FW, FMSH/SW, FMSH/3PCL and FMSH/PL for males, and IPS/ICW, FMSH/FW, 3PCL/AW, FMSH/5PW and IPS/OPS for females, respectively.

Full-size [DOI: 10.7717/peerj.8066/fig-3](https://doi.org/10.7717/peerj.8066/fig-3)

within genus *Scylla*, including SH 1–2 described in this study. In addition, these five discriminant ratios are measurements of common body parts that are noticeable and seldom worn out, unlike the ICS, OCS and CW, which may be reduced in intermoult crabs due to frequent abrasions with the surroundings. Of the suggested three most useful discriminant ratios to discriminate among *Scylla* species up to 94.1% by Keenan, Davie & Mann (1998), only two (FMSH/FW and ICS/OCS) matched those found in this study. These differences were observed because: (1) Keenan, Davie & Mann (1998) combined both sexes in their DFA, (2) only four *Scylla* species were explored and (3) their sample size was comparatively smaller ($n = 68$ for *S. serrata*, $n = 25$ for *S. tranquebarica*, $n = 9$ for *S. paramamosain* and $n = 66$ for *S. olivacea*). This study conducted DFA according to sex because some morphometric characters were reported to show sexual dimorphisms (Keenan, Davie & Mann, 1998). Thus, discriminant ratios based on sex would facilitate easier usage and differentiation of mud crabs for future researchers.

Although the number of crabs being classed as SH 3 and SH 4 were very low, their obvious morphological differences (Table 1) compared to others, i.e., *S. olivacea*, *S. serrata*, *S. tranquebarica*, *S. paramamosain*, SH 1 and SH 2, warrant them to be categorized into separate groups. The occurrence of hybrids, especially in crustaceans is not as common (Kim et al., 2012) as it is in other marine organisms such as fish (Bartley, Rena & Immink, 2000; Ende et al., 2018), and the report of one specimen of natural *Scylla* hybrid by Imai & Takeda (2005) in Japan further supports this postulate. However, it is important that the maternal and paternal inheritance of all four groups of SHs, including SH 3 and SH 4, should be tested using molecular methods to verify their hybrid status.

The characterization of purebred and those with ambiguous characters (SH 1–4), and the development of discriminant functions allow easier identification and selection of mud crab species for fisheries, aquaculture and research purposes. Correct species identification is crucial before incorporating any species into aquaculture. Our study provides the baseline morphometric data for future inter-specific hybridization trials of *Scylla* spp.

Potential crosses in nature

The sympatric relationship between the three commonly found *Scylla* species (*S. olivacea*, *S. paramamosain* and *S. tranquebarica*) in Sulu Sea and their overlapping microhabitats highly increase their chances of encountering one another (Fazhan et al., 2017a), thus justifies the occurrence of SH 1, SH 2 and SH 3 found in this study. SH 4 ($n = 2$) was postulated to be the cross between *S. paramamosain* and *S. serrata*. This was highly surprising because prior to our study, *S. serrata* has never been reported in Malaysian waters. The discovery of three *S. serrata* therefore completely changed our current knowledge on the mud crab composition in the three seas representing Malaysian waters (Fazhan et al., 2017a; Fazhan, Waiho & Ikhwanuddin, 2017b). It was postulated that accidental release or escape was the main introduction vector as landing sites where *S. serrata* was found are known to import live *S. serrata* from neighbouring countries (Fazhan, Waiho & Ikhwanuddin, 2017b). SH 4 found in Sabah might have occurred due to the absence of natural population of *S. serrata* in the wild, forcing them to mate with another *Scylla* species sharing the same habitat, in this case with *S. paramamosain*.

Previously, [Imai & Takeda \(2005\)](#) reported only one hybrid specimen from Japan more than a decade ago and to date, no further sighting of natural hybrids was reported after that. The finding of large numbers of *Scylla* with ambiguous characters, especially SH 1 ($n = 2,627$, potential offspring of *S. olivacea* × *S. paramamosain*) around Sulu Sea is unprecedented. Based on our studies on the sampling location where SH 1 specimens were found, we postulate that one of the reasons could be due to the considerably large number of male and female *S. olivacea* (approximately 42% of the screened population) with abnormal sexual characters after infected by parasitic sacculinids (*Sacculina beauforti*) ([Waiho et al., 2017a](#)). These infected individuals, with reduced gonopods and pleopods, were sterile ([Fazhan et al., 2018](#)). With almost half of the population being infected, and the much lower species composition of *S. olivacea* (15%) compared to *S. paramamosain* (47%) ([Fazhan et al., 2017a](#)), healthy individuals might view other species as alternative mating partners. The feasibility of inter-species mating, especially *S. olivacea* from Sulu Sea in captivity has been reported in our previous study ([Fazhan et al., 2017c](#)). Future research on the mating preference of infected and non-infected *S. olivacea* with normal *S. paramamosain* could be useful to validate this postulate.

Negative heterosis

The smaller body size (in terms of CW) of male and female SH 1 compared to its parents (male *S. olivacea* and female *S. paramamosain*) was observed in this study. SH 2 retained its parental growth trait (body size), with no significant difference in its CW with that of its parents (male *S. tranquebarica* and female *S. paramamosain*). Such negative heterosis or the absence of positive heterosis are not uncommon in inter-specific and intra-specific hybridization. For example, no notable heterosis in seven out of ten measured traits was reported in the hybrid of female *Clarias macrocephalus* and male *C. gariepinus* ([Koolboon et al., 2014](#)). Negative heterosis in terms of body length, body height and viability were observed in the intra-species cross of Chinese shrimp, *Fenneropenaeus chinensis* from two different populations ([Tian, Kong & Yang, 2006](#)). The observations found in this study contribute greatly to the knowledge of natural hybridization in crustaceans and could serve as the basis for future studies on the induced hybridization of mud crab with desirable traits.

CONCLUSIONS

The identity of the four *Scylla* species (*S. olivacea*, *S. tranquebarica*, *S. paramamosain* and *S. serrata*) was validated in this study. In addition, four additional groups (SH 1-4) that did not conform with the morphological description provided by [Keenan, Davie & Mann \(1998\)](#) were found. They (SH1-2) were also distinct compared to the four pure species based on their morphometric values analysed using DFA. This study also provides a list of comprehensive discriminant morphometric ratios based on each morphological character as divisors and suggests the best five ratios chosen from different body parts for males and females to distinguish among *Scylla* species, particularly to facilitate easier differentiation among pure *Scylla* species and the new-found groups. Future research on the molecular aspects of these groups is urgently needed to validate their potential hybrid status.

ACKNOWLEDGEMENTS

The authors sincerely thank Danièle Guinot (Muséum national d'Histoire naturelle, France) for her useful comments and guidance in the preparation of this manuscript.

ADDITIONAL INFORMATION AND DECLARATIONS

Funding

This work was supported by the National Natural Science Foundation of China (41806199), the STU Scientific Research Foundation for Talents (NTF17006), the National Program for Support of Top-Notch Young Professionals, the Niche Research Grant Scheme (53131) by the Malaysia's Ministry of Higher Education, and the Program for Innovation and Enhancement of School of Department of Education of Guangdong Province (2017KCXTD014). The funders had no role in study design, data collection and analysis, decision to publish, or preparation of the manuscript.

Grant Disclosures

The following grant information was disclosed by the authors:

National Natural Science Foundation of China: 41806199.

STU Scientific Research Foundation for Talents: NTF17006.

National Program for Support of Top-Notch Young Professionals: 53131.

Program for Innovation and Enhancement of School of Department of Education of Guangdong Province: 2017KCXTD014.

Competing Interests

The authors declare there are no competing interests.

Author Contributions

- Hanafiah Fazhan and Khor Waiho conceived and designed the experiments, performed the experiments, prepared figures and/or tables, authored or reviewed drafts of the paper, approved the final draft.
- Emilia Quintio and Juliana C. Baylon analyzed the data, contributed reagents/materials/analysis tools, authored or reviewed drafts of the paper, approved the final draft.
- Yushinta Fujaya analyzed the data, prepared figures and/or tables, authored or reviewed drafts of the paper, approved the final draft.
- Nita Rukminasari analyzed the data, prepared figures and/or tables, approved the final draft.
- Mohammad Farhan Darin Azri performed the experiments, prepared figures and/or tables, approved the final draft.
- Md. Sheriff Shahreza conceived and designed the experiments, analyzed the data, contributed reagents/materials/analysis tools, prepared figures and/or tables, approved the final draft.
- Hongyu Ma and Mhd Ikhwanuddin conceived and designed the experiments, contributed reagents/materials/analysis tools, authored or reviewed drafts of the paper, approved the final draft.

Data Availability

The following information was supplied regarding data availability:

The raw measurements are available in the [Supplemental Table](#).

Supplemental Information

Supplemental information for this article can be found online at <http://dx.doi.org/10.7717/peerj.8066#supplemental-information>.

REFERENCES

- Adams CE, Burrows A, Thompson C, Verspoor E. 2014. An unusually high frequency of Atlantic salmon x brown trout hybrids in the Loch Lomond catchment, west-central Scotland. *The Glasgow Naturalist* **26**:75–81.
- Bartley DM, Rena K, Immink AJ. 2000. The use of inter-specific hybrids in aquaculture and fisheries. *Reviews in Fish Biology and Fisheries* **10**:325–337 DOI [10.1023/A:1016691725361](https://doi.org/10.1023/A:1016691725361).
- Ende SSW, Fuchs V, Schuhn A, Von der Marwitz C, Wirtz A, Henjes J, Slater M. 2018. Growth performance of hybrid striped bass (*Morone chrysops* × *M. saxatilis*) fed with commercial pike perch and trout diets. *International Aquatic Research* **10**:57–63 DOI [10.1007/s40071-018-0188-3](https://doi.org/10.1007/s40071-018-0188-3).
- Fazhan H, Waiho K, Darin Azri MF, Al-Hafiz I, Wan Norfaizza WI, Megat FH, Jasmani S, Ma H, Ikhwanuddin M. 2017a. Sympatric occurrence and population dynamics of *Scylla* spp. in equatorial climate: effects of rainfall, temperature and lunar phase. *Estuarine, Coastal and Shelf Science* **198**:299–310 DOI [10.1016/j.ecss.2017.09.022](https://doi.org/10.1016/j.ecss.2017.09.022).
- Fazhan H, Waiho K, Ikhwanuddin M. 2017b. Non-indigenous giant mud crab, *Scylla serrata* (Forskål, 1775) (Crustacea: Brachyura: Portunidae) in Malaysian coastal waters: a call for caution. *Marine Biodiversity Records* **10**:Article 26 DOI [10.1186/s41200-017-0128-8](https://doi.org/10.1186/s41200-017-0128-8).
- Fazhan H, Waiho K, Wan Norfaizza WI, Megat FH, Ikhwanuddin M. 2017c. Inter-species mating among mud crab genus *Scylla* in captivity. *Aquaculture* **471**:49–54 DOI [10.1016/j.aquaculture.2017.01.005](https://doi.org/10.1016/j.aquaculture.2017.01.005).
- Fazhan H, Waiho K, Wee HB, Surzanne MA, Ma H, Ikhwanuddin M. 2018. Predicting the sacculinid *Sacculina beauforti* infection status of the orange mud crab *Scylla olivacea* by discriminant analysis. *Aquaculture* **491**:128–134 DOI [10.1016/j.aquaculture.2018.03.009](https://doi.org/10.1016/j.aquaculture.2018.03.009).
- Food and Agriculture Organization of the United Nations (FAO). 2018. Species fact sheets, *Scylla serrata*. Available at <http://www.fao.org/fishery/species/2637/en> (accessed on 7 July 2018).
- Hubbs CL. 1955. Hybridization between fish species in nature. *Systematic Zoology* **4**:1–20 DOI [10.2307/2411933](https://doi.org/10.2307/2411933).
- Ikhwanuddin M, Azmie G, Juariah HM, Zakaria MZ, Ambak MA. 2011. Biological information and population features of mud crab, genus *Scylla* from mangrove areas of Sarawak, Malaysia. *Fisheries Research* **108**:299–306 DOI [10.1016/j.fishres.2011.01.001](https://doi.org/10.1016/j.fishres.2011.01.001).

- Imai H, Cheng H, Hamasaki K, Numachi K. 2004. Identification of four mud crab species (genus *Scylla*) using ITS-1 and 16S rDNA markers. *Aquatic Living Resources* 17:31–34 DOI 10.1051/alr:2004007.
- Imai H, Takeda MA. 2005. Natural hybrid mud crab (Decapoda, Portunidae) from Japan. *Journal of Crustacean Biology* 25:620–624 DOI 10.1651/C-2493.1.
- Keenan CP, Davie P, Mann D. 1998. A revision of the genus *Scylla* De Haan, 1833 (Crustacea: Decapoda: Brachyura: Portunidae). *The Raffles Bulletin of Zoology* 46:217–245.
- Kim W-J, Jung HT, Chun YY, Kang SK, Shin E-H, Kim Y-O, Nam B-H, Kong HJ, Cha HK. 2012. Genetic evidence for natural hybridization between red snow crab (*Chionoecetes japonicus*) and snow crab (*Chionoecetes opilio*) in Korea. *Journal of Shellfish Research* 31:49–56 DOI 10.2983/035.031.0106.
- Kirkpatrick MS, Everitt DW, Evans BI. 2007. Asymmetric hybridization of pink (*Oncorhynchus gorbuscha*) and chinook (*O. tshawytscha*) salmon in the St. Marys River, Michigan. *Journal of Great Lakes Research* 33:258–265.
- Klinbunga S, Boonyapakdee A, Pratoomchat B. 2000. Genetic diversity and species-diagnostic markers of mud crabs (Genus *Scylla*) in eastern Thailand determined by RAPD analysis. *Marine Biotechnology* 2:180–187 DOI 10.1007/s101269900023.
- Kohler CC. 2004. A white paper on the status and needs of hybrid bass aquaculture in the north central region. Ames: North Central Regional Aquaculture Center, Iowa state University Available at <https://www.ncrac.org/files/biblio/HSBWhitePaper.pdf>.
- Koolboon U, Koonawootrittriron S, Kamolrat W, Na-Nakorn U. 2014. Effects of parental strains and heterosis of the hybrid between *Clarias microcephalus* and *Clarias gariepinus*. *Aquaculture* 424–425:131–139.
- Ogawa CY, Hamasaki K, Dan S, Obata Y, Kitada S. 2012. Species composition, reproduction, and body size of mud crabs, *Scylla* spp. caught in Urado Bay, Japan. *Journal of Crustacean Biology* 32:762–768 DOI 10.1163/193724012X649787.
- Shi X, Lu J, Wu Q, Waiho K, Aweya JJ, Fazhan H, Zhang Y, Li S, Zheng H, Lin F, You C, Ikhwanuddin M, Ma H. 2019. Comparative analysis of growth performance between female and male mud crab *Scylla paramamosain* crablets: evidences from a four-month successive growth experiment. *Aquaculture* 505:351–362 DOI 10.1016/j.aquaculture.2019.02.062.
- Snucins EJ. 1993. Relative survival of hatchery-reared lake trout, brook trout and F₁ splake stocked in low-pH lakes. *North American Journal of Fisheries Management* 12:460–464 DOI 10.1577/1548-8675(1992)012<0460:RSOHRL>2.3.CO;2.
- Tian Y, Kong J, Yang C. 2006. Comparative growth and viability of hybrids between two populations of Chinese shrimp (*Fenneropenaeus chinensis*). *Chinese Science Bulletin* 51:2369–2374.
- Waiho K, Fazhan H, Baylon JC, Wan Norfaizza WI, Ikhwanuddin M. 2016a. Use of abdomen looseness as an indicator of sexual maturity in male mud crab *Scylla* spp. *Journal of Shellfish Research* 35:1027–1035 DOI 10.2983/035.035.0425.

- Waiho K, Fazhan H, Glenner H, Ikhwanuddin M. 2017a.** Infestation of parasitic rhizocephalan barnacles *Sacculina beauforti* (Cirripedia, Rhizocephala) in edible mud crab, *Scylla olivacea*. *PeerJ* 5:e3419 DOI 10.7717/peerj.3419.
- Waiho K, Fazhan H, Ikhwanuddin M. 2016b.** Size distribution, length-weight relationship and size at the onset of sexual maturity of the orange mud crab, *Scylla olivacea* in Malaysian waters. *Marine Biology Research* 12:726–738 DOI 10.1080/17451000.2016.1200726.
- Waiho K, Fazhan H, Jasmani S, Ikhwanuddin M. 2017b.** Gonadal development in males of the orange mud crab, *Scylla olivacea* (herbst, 1796) (Crustacea: Decapoda: Brachyura: Portunidae). *Crustaceana* 90:1–19 DOI 10.1163/15685403-00003622.
- Waiho K, Fazhan H, Qunitio ET, Baylon JC, Fujaya Y, Azmie G, Wu Q, Shi X, Ikhwanuddin M, Ma H. 2018.** Larval rearing of mud crab (*Scylla*): what lies ahead. *Aquaculture* 493:37–50 DOI 10.1016/j.aquaculture.2018.04.047.
- Waiho K, Fazhan H, Shahreza MS, Moh JHZ, Noorbaiduri S, Wong LL, Sinnasamy S, Ikhwanuddin M. 2017c.** Transcriptome analysis and differential gene expression on the testis of orange mud crab, *Scylla olivacea*, during sexual maturation. *PLOS ONE* 12:e0171095 DOI 10.1371/journal.pone.0171095.
- Welch BL. 1947.** The generalization of Student's problem when several different population variances are involved. *Biometrika* 34:28–35.
- Wilber DH. 1989.** Reproductive biology and distribution of stone crabs (Xanthidae, *Menippe*) in the hybrid zone on the northeastern Gulf of Mexico. *Marine Ecology Progress Series* 52:235–244 DOI 10.3354/meps052235.

ORIGINALITY REPORT

% **19**
SIMILARITY INDEX

% **12**
INTERNET SOURCES

% **17**
PUBLICATIONS

% **11**
STUDENT PAPERS

PRIMARY SOURCES

- 1** [peerj.com](https://www.peerj.com) Internet Source % **3**
- 2** Hanafiah Fazhan, Khor Waiho, Mohammad Farhan Darin Azri, Ismail Al-Hafiz et al. "Sympatric occurrence and population dynamics of Scylla spp. in equatorial climate: Effects of rainfall, temperature and lunar phase", Estuarine, Coastal and Shelf Science, 2017 Publication % **2**
- 3** [macroecointern.dk](https://www.macroecointern.dk) Internet Source % **1**
- 4** [mbr.biomedcentral.com](https://www.mbr.biomedcentral.com) Internet Source % **1**
- 5** Yuanyong Wang, Tong Lu, Yang Wo, Xiao Sun, Shicheng Li, Shuncheng Miao, Yanting Dong, Xiaoliang Leng, Wenjie Jiao. "Identification of a putative competitive endogenous RNA network for lung adenocarcinoma using TCGA datasets", PeerJ 2019 % **1**

- 6** Khor Waiho, Hanafiah Fazhan, Emilia T. Qunitio, Juliana C. Baylon et al. "Larval rearing of mud crab (*Scylla*): What lies ahead", *Aquaculture*, 2018
Publication % 1

- 7** Theerapong Krajaejun, Thidarat Rujirawat, Teerat Kanpanleuk, Pitak Santanirand et al. " Biochemical and genetic analyses of the oomycete provide new insights into clinical identification and urease-based evolution of metabolism-related traits ", *PeerJ*, 2018
Publication % 1

- 8** Hanafiah Fazhan, Khor Waiho, Wan Ibrahim Wan Norfaizza, Fadhlul Hazmi Megat, Mhd Ikhwanuddin. "Inter-species mating among mud crab genus *Scylla* in captivity", *Aquaculture*, 2017
Publication % 1

- 9** Dejun Kong, Weixiong Luo, Qiang Liu, Zhuoqing Li, Guoyue Huan, Jianjun Zhang, Xiaojun Yang. " Habitat use, preference, and utilization distribution of two crane species (Genus:) in Huize National Nature Reserve, Yunnan–Guizhou Plateau, China ", *PeerJ*, 2018
Publication % 1

- 10** Khor Waiho, Hanafiah Fazhan, Yin Zhang, Nor % 1

analysis of the mud crab *Scylla olivacea* infected with rhizocephalan parasite *Sacculina beauforti*", Genomics, 2020

Publication

-
- | | | |
|-----------------|---|------|
| 11 | Md Asaduzzaman, Ismat Jahan, Aysha Rahi Noor, Md Moudud Islam, Md Moshiur Rahman. "Multivariate morphometric investigation to delineate species diversity and stock structure of mud crab <i>Scylla</i> sp. along the coastal regions of Bangladesh", Aquaculture and Fisheries, 2020 | % 1 |
| Publication | | |
| 12 | Submitted to Universiti Malaysia Terengganu UMT | % 1 |
| Student Paper | | |
| 13 | complete.bioone.org | % 1 |
| Internet Source | | |
| 14 | www.bioone.org | <% 1 |
| Internet Source | | |
| 15 | www.ehjournal.net | <% 1 |
| Internet Source | | |
| 16 | Qingyang Wu, Khor Waiho, Zhi Huang, Shengkang Li, Huaiping Zheng, Yueling Zhang, Mhd Ikhwanuddin, Feng Lin, Hongyu Ma. "Growth performance and biochemical | <% 1 |
-

and muscle tissues at different ovarian maturation stages of female mud crab, *Scylla paramamosain*", *Aquaculture*, 2020

Publication

-
- | | | |
|----|---|------|
| 17 | Submitted to Butler University
Student Paper | <% 1 |
|----|---|------|
-
- | | | |
|----|------------------------------|------|
| 18 | edoc.site
Internet Source | <% 1 |
|----|------------------------------|------|
-
- | | | |
|----|--|------|
| 19 | www.frontiersin.org
Internet Source | <% 1 |
|----|--|------|
-
- | | | |
|----|---|------|
| 20 | Darlina Md. Naim, Siti Azizah Mohd Nor, Shahid Mahboob. "Reassessment of species distribution and occurrence of mud crab (<i>Scylla</i> spp., <i>Portunidae</i>) in Malaysia through morphological and molecular identification", <i>Saudi Journal of Biological Sciences</i> , 2020
Publication | <% 1 |
|----|---|------|
-
- | | | |
|----|---|------|
| 21 | Submitted to De La Salle University - Manila
Student Paper | <% 1 |
|----|---|------|
-
- | | | |
|----|---|------|
| 22 | Submitted to University of Mauritius
Student Paper | <% 1 |
|----|---|------|
-
- | | | |
|----|---|------|
| 23 | Submitted to St. Xavier University
Student Paper | <% 1 |
|----|---|------|
-
- | | | |
|----|---|------|
| 24 | Hanafiah Fazhan, Khor Waiho, Hin Boo Wee, | <% 1 |
|----|---|------|

Ikhwanuddin. "Predicting the sacculinid *Sacculina beauforti* infection status of the orange mud crab *Scylla olivacea* by discriminant analysis", *Aquaculture*, 2018

Publication

25

Anup Mandal, Mathews Varkey, Sobha Pindaniyil Sobhanan, Anjali Kottayil Mani et al. "Molecular Markers Reveal Only Two Mud Crab Species of Genus *Scylla* (Brachyura: Portunidae) in Indian Coastal Waters", *Biochemical Genetics*, 2014

Publication

26

Khor Waiho, Hanafiah Fazhan, Henrik Glenner, Mhd Ikhwanuddin. " Infestation of parasitic rhizocephalan barnacles (Cirripedia, Rhizocephala) in edible mud crab, ", *PeerJ*, 2017

Publication

27

S. Noorbaidur, A.B. Abol-Munaf, M. Ikhwanuddi. "Acrosome Reaction Stage of Sperm from Mud Crab, *Scylla olivacea* (Herbst, 1796): Mating in Wild and in Captivity", *Journal of Fisheries and Aquatic Science*, 2014

Publication

28

Submitted to Pennsylvania State System of Higher Education

Publication

<% 1

<% 1

<% 1

<% 1

29

Khor Waiho, Hanafiah Fazhan, Md Sheriff Shahreza, Julia Hwei Zhong Moh, Shaibani Noorbaiduri, Li Lian Wong, Saranya Sinnasamy, Mhd Ikhwanuddin. "Transcriptome Analysis and Differential Gene Expression on the Testis of Orange Mud Crab, *Scylla olivacea*, during Sexual Maturation", PLOS ONE, 2017

Publication

<% 1

30

M. Aminur Rah, A. Arshad, K. Marimuthu, R. Ara, S.M.N. Amin. "Inter-specific Hybridization and Its Potential for Aquaculture of Fin Fishes", Asian Journal of Animal and Veterinary Advances, 2013

Publication

<% 1

31

Submitted to Universiti Putra Malaysia

Student Paper

<% 1

32

Submitted to University of Aberdeen

Student Paper

<% 1

33

Submitted to The University of the South Pacific

Student Paper

<% 1

34

tuprints.ulb.tu-darmstadt.de

Internet Source

<% 1

35

Hanafiah Fazhan, Khor Waiho, Wan Ibrahim Wan Norfaizza, Fadhlul Hazmi Megat, Mhd Ikhwanuddin. "Ascortative mating by size in

<% 1

Haan, 1833 (Brachyura: Portunidae)", Journal of Crustacean Biology, 2017

Publication

36

bioone.org

Internet Source

<% 1

37

Khor Waiho, Muhamad Mustaqim, Hanafiah Fazhan, Wan Ibrahim Wan Norfaizza, Fadhlul Hazmi Megat, Mhd Ikhwanuddin. "Mating behaviour of the orange mud crab, *Scylla olivacea*: The effect of sex ratio and stocking density on mating success", *Aquaculture Reports*, 2015

Publication

<% 1

38

Stephan S. W. Ende, Vanessa Fuchs, Annabel Schuhn, Christiane von der Marwitz, Andrea Wirtz, Joachim Henjes, Matthew Slater. "Growth performance of hybrid striped bass (*Morone chrysops* × *M. saxatilis*) fed with commercial pike perch and trout diets", *International Aquatic Research*, 2018

Publication

<% 1

39

epic.awi.de

Internet Source

<% 1

40

M. Aminur Rahman, Sang-Go Lee, Fatimah Md. Yusoff, S.M. Rafiquzzaman. "Hybridization and Its Application in Aquaculture" Wiley, 2018

<% 1

41

ecc.isc.gov.ir
Internet Source

<% 1

42

vufind.katalog.k.utb.cz
Internet Source

<% 1

43

Hanafiah Fazhan, Khor Waiho, Mhd Ikhwanuddin. "Non-indigenous giant mud crab, *Scylla serrata* (Forskål, 1775) (Crustacea: Brachyura: Portunidae) in Malaysian coastal waters: a call for caution", *Marine Biodiversity Records*, 2017
Publication

<% 1

44

Amal Kumar BISWAS. "Effects of photoperiod and feeding interval on food intake and growth rate of Nile tilapia *Oreochromis niloticus* L.", *Fisheries Science*, 10/2003
Publication

<% 1

45

Submitted to Universiti Sains Malaysia
Student Paper

<% 1

EXCLUDE QUOTES ON
EXCLUDE BIBLIOGRAPHY ON

EXCLUDE MATCHES < 5 WORDS