

jurnal_alfa.pdf

by

FILE	JURNAL_ALFA.PDF (847.2K)	WORD COUNT	2721
TIME SUBMITTED	18-MAR-2020 09:00AM (UTC+0700)	CHARACTER COUNT	14103
SUBMISSION ID	1277328472		



Available online freely at www.isisn.org

Bioscience Research

Print ISSN: 1811-9506 Online ISSN: 2218-3973

Journal by Innovative Scientific Information & Services Network



RESEARCH ARTICLE

BIOSCIENCE RESEARCH, 2020 17(1): 308-314.

OPEN ACCESS

Analysis of the proportion of small pelagic fish species in the 713 fisheries management area using purse seine gear in South Sulawesi Indonesia

Alfa Nelwan*, Muhammad Kurnia, and Ilham Jaya.

Department of Fisheries Faculty of Marine Science and Fisheries, Hasanuddin University, Makassar Indonesia 90245.

*Correspondence: alfanelwan@gmail.com Received 30-10-2019, Revised: 03-02-2020, Accepted: 10-02-2020 e-Published: 14-02-2020

This study aims to determine the composition of fish species based on sea waters in the Province South Sulawesi. This study will also map the extent of fishing grounds. This research was carried out in the Siddo section (Barru Regency), in the southern part of Tana Beru (Bulukumba Regency), in the eastern part of South Sulawesi in Wara (Palopo City). The data analysis used descriptive analysis, to layout follow table and graphics the condition of the general capture data and oceanographic indicator. This research use to capture productivity analysis to calculate and determinant the value of effort fishing activity, the effective length of fishing (calculated from the start of the lamp until the ring has been raised to the deck of the ship) and the composition of the type of catch. The result showed the proportion of purse seine catches operating in spermonde waters shows a different proportion based on the time of capture. At the time of the first capture, it showed the type of flying fish that had the largest proportion, namely 25.3% or 3200 kg of the total catch of 12,624.5kg. At the time of catching the two types of fish that were dominant were types of anchovies, which reached 43.6% or 5,500kg of the total catch of 24,246kg. Evaluation of fish distribution is not easy because the nature of migratory small pelagic fish, thus determining the state of small pelagic fish stocks in an area of water was relatively easy.

Keywords: Catches Fish, Composition, South Sulawesi.

INTRODUCTION

Fishing activities are activities carried out to get a number of catches, namely various types of fish to meet demand as a source of food by using various types of fishing gear. The demand causes an economic cycle where profits and losses will occur, so that fishing activities will be carried out by increasing production to achieve maximum profits by fishing businesses. Small pelagic fish contribute to capture fisheries production reaching 50% of the global oceanic fisheries production, which also has a share in food security (Frèon et al, 2005). The South Sulawesi Province's Marine and Fisheries Data in 2012 showed that capture fisheries production reached 259,883 tons. Based

on the capture fisheries production, there are four types of fish that are caught the most, skipjack 20,271 tons; elevated 19,542 tons; a total of 12,841 tons; and bloating 12,022 tons (KKP Data, Statistics and Information Center, 2013). The data shows that in addition to skipjack tuna, the other three fish species are small pelagic fish species. This is an indicator of the availability of fish resources for capture fisheries in the waters of South Sulawesi, which is predominant small pelagic fish. The production performance of small pelagic fish species in the management area of South Sulawesi Province is important to know. How big is the proportion of each type of fish caught purines in the fisheries management area

of South Sulawesi Province. Differences in characteristics in the three ecosystems (Makassar Strait; Flores Sea and Bone Bay are determined by the influence of monsoon, so that the distribution and composition of fish species in the marine ecosystem will be different. Thus this study aims to determine the composition of fish species based on sea waters in the Province South Sulawesi This study will also map the extent of fishing grounds.

2 MATERIALS AND METHODS

This research was carried out in the Sidde section (Barru Regency), in the southern part of Tana Beru (Bulukumba Regency), in the eastern part of South Sulawesi in Wara (Palopo City). The research method used was a case study. For each sampling location, one purse seine unit is selected for data collection. Determination of one purse seine unit because the size of the ship and the fishing gear were relatively the same. The selection was done by purposive sampling. Data collection was carried out by direct followed by fishing operations during 40 trips. The data to be recorded was the technical data of the capture and oceanographic condition data. The selection was done by purposive sampling. In addition this study also used geospatial information retrieval data to map the extent of fishing areas and the oceanographic conditions of these waters.

The data analysis used Deskriptive analysis, to layout follow table and grafic the condition of the general capture data and oceanographic indicator. This research use to capture productivity analysis

to calculate and determinant the value of effort fishing activity, The effective length of fishing (calculated from the start of the lamp until the ring has been raised to the deck of the ship). The composition of the type of catch with the following equation:

$$kj = \frac{n_i}{N} \times 100\%$$

information:

- kj = The composition kinds of fish (%)
- ni = total catch of spesies i-th (kg)
- N = Total number of catches (kg)

RESULTS

The results were obtained by directly following fishing operations using purse seine. The composition of fish species caught with purse seine in the Spermonde waters region, the west coast of South Sulawesi, as shown in Figure 1.

The proportion of purse seine catches operating in spermonde waters shows a different proportion based on the time of capture. At the time of the first capture, it showed the type of flying fish that had the largest proportion, namely 25.3% or 3200 kg of the total catch of 12,624.5kg. At the time of catching the two types of fish that were dominant were types of anchovies, which reached 43.6% or 5,500kg of the total catch of 24,246kg. Location of purse seine capture in spermonde waters. The proportion of purse seine catches operating in the waters of Bone Bay, the east coast of South Sulawesi as shown in Figure 3.

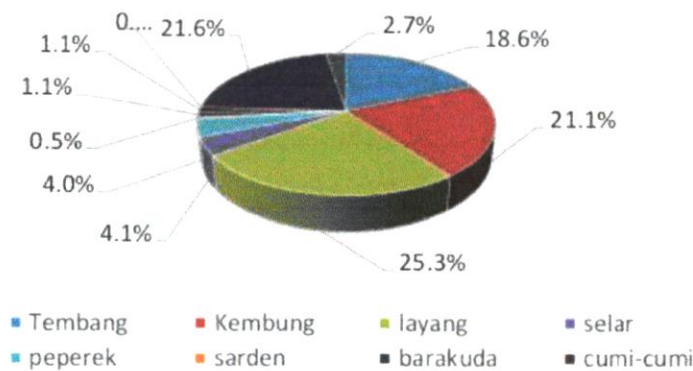


Figure 1: Proportion of fish species purse seine catches operating in Spermonde waters for the first hauling.

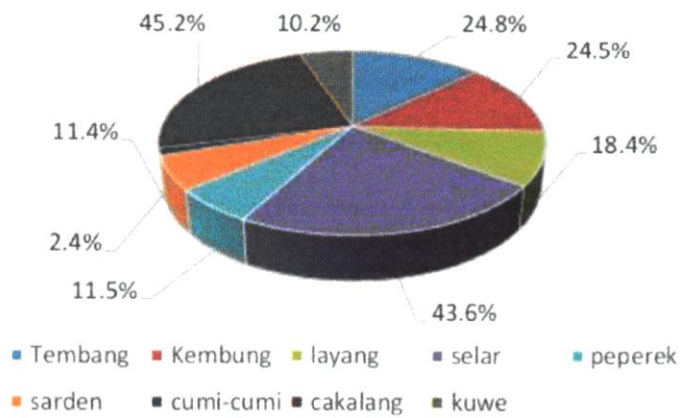


Figure 2: Proportion of fish species purse seine catches operating in Spermonde waters on the second hauling.

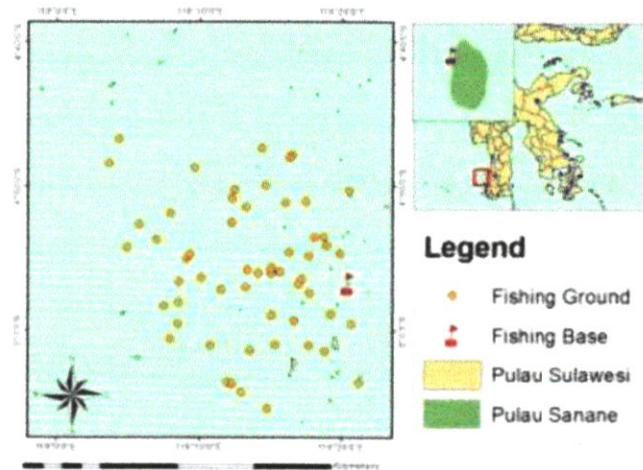


Figure 3: Distribution of locations of purse seine fishing areas in Spermonde waters

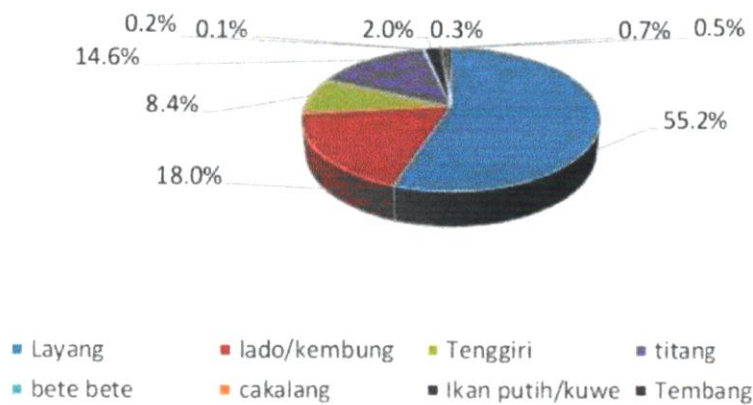


Figure 4: Proportion of fish species caught by purse seine operating in waters in Bone gulf

5 The distribution of purse seine fishing areas reaches an area of 812.24 km². The location of purse seine fishing in spermonde waters shows that it is in the area of coral reefs. The proportion of purse seine catches in the waters of Bone gulf as shown in Figure 5

The proportion of fish species caught by purse seine operating in the waters of the Gulf of Bone shows the types of flying fish reaching 55.2% or 9800 kg of the total catch of 17,739 kg. In total,

there are 10 types of fish caught. The geographical position of the purse seine capture location in Palopo waters is shown in Figure 5.

The location of the purse seine capture shows that it is in the waters of the Palopo city. Extensive purse seine fishing area in the waters of the bay of Bone, Palopo¹² City. The extent of purse seine fishing areas in the waters of the Gulf of Bone 365.45 km² with the dominant fish species is the flying fish. (*Decapterus spp*).

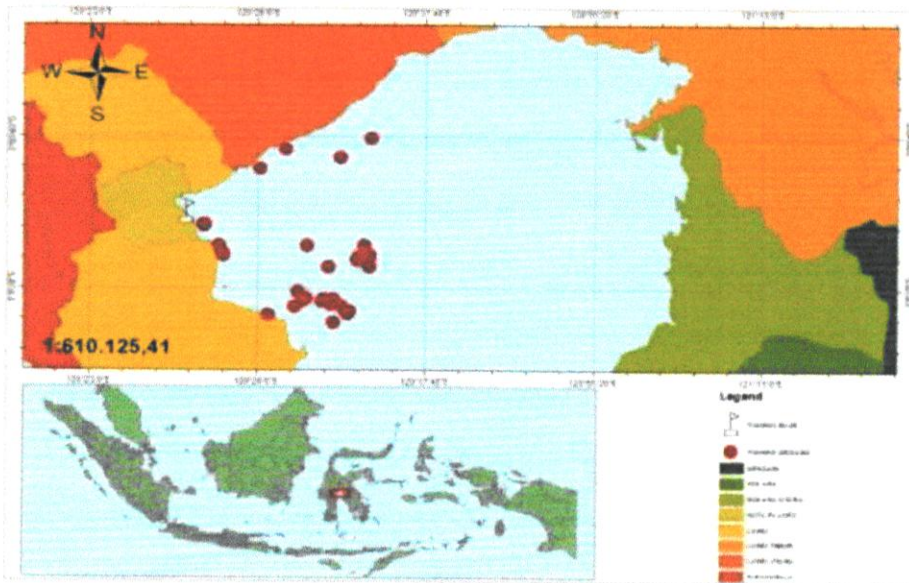
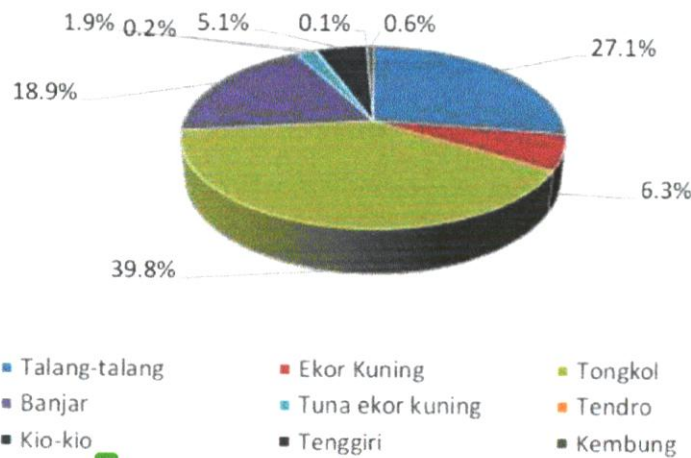


Figure 5: Distribution of locations of purse seine fishing areas in the waters of Bone Gulf



5 Figure 6: Proportion of fish caught by purse seine operating in the waters of the Flores Sea, Bulukumba Regency.

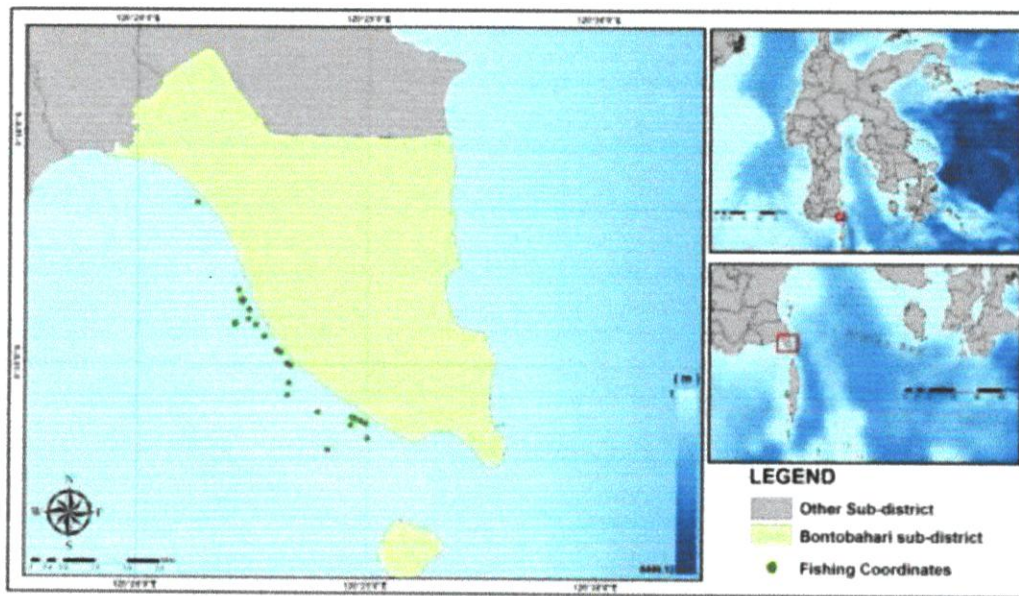


Figure 7: Map of purse seine fishing locations in Flores Sea waters, Bulukumba Regency.

Proportion of fish species purse seine catches operating in the waters of the Regency of Bulukumba, Flores Sea as shown in Figure 6. The proportion of fish purse seine species operated in Flores Sea waters, Bulukumba district, in Figure 6 shows the types of tuna fish (*Euthynnus affinis*) has the largest proportion, which is 39.8% or 1291 kg of the total catch of 3247 kg. The geographical position of purse seine fishing locations in the Flores Sea waters, Bulukumba Regency, as shown in Figure 7

DISCUSSION

There are 3 main components that support fishing activities, namely 1) human resources, 2) fishing fleets, 3) fish resources. Interaction between the three components will form a pattern of exploitation in capture fisheries activities, because there are no capture fisheries activities that are static. Various actions taken by the perpetrators to achieve economic benefits from capture fisheries activities, actions taken are nothing but increasing fishing capacity, technology, size of fishing gear, number of ships, number of operating days, and various other actions that lead to economic profit. These various actions will affect fish resources, so that exploitation patterns will be formed which will describe the increase or decrease in fish production in a fisheries area. On the other hand

the development of capture fisheries as an economic activity must be evaluated to determine the direction of capture fisheries management policies. Evaluation of the development of capture fisheries requires time series data to determine the pattern of changes that occur. Evaluation of fish distribution is not easy because the nature of migratory small pelagic fish, thus determining the state of small pelagic fish stocks in an area of water is relatively easy. One approach that can be used is to evaluate changes in fishing effort, because an increase in overfishing effort has an impact on the ability to produce fish as an economic activity and also has an impact on the availability of fish in an area of water.

CONCLUSION

The proportion of types of fish caught in each fishing location is the basis in determining the types of fish that can be a commodity in an area as the main target of capture. the existence of small pelagic, large pelagic, or demersal fish species which can be known by the proportion of the type of catch that is dominant in each of these areas can be seen from the oceanographic conditions of these waters.

CONFLICT OF INTEREST

The authors declared that present study was performed in absence of any conflict of interest.

ACKNOWLEDGEMENT

This research was funded by the Directorate General of Research and Development Strengthening, Ministry of Research and Higher Education Indonesia. Gratitude is also conveyed to LP2M Hasanuddin University as the institution responsible for the activities and to all parties who have assisted in the completion of the research.

16

AUTHOR CONTRIBUTIONS

All authors were involved in data collection, data analysis and compilation of this manuscript in accordance with their respective fields of expertise.

1

Copyrights: © 2020@ author (s).

This is an open access article distributed under the terms of the [Creative Commons Attribution License \(CC BY 4.0\)](https://creativecommons.org/licenses/by/4.0/), which permits unrestricted use, distribution, and reproduction in any medium, provided the original author(s) and source are credited and that the original publication in this journal is cited, in accordance with accepted academic practice. No use, distribution or reproduction is permitted which does not comply with these terms.

REFERENCES

- Agbesi E. 2002. Environmental influence on marine pelagic fish: Evidence from bioeconomic modelling. Presented at the University of Rhode Island. 10 p. http://iodewebl.vliz.be/odin/bitstream/1834/670/1/Eric_agbesi.pdf.
- Chouvelan, T., Violamer, A., Dessier, A., Bustamante, P., Mornet, F., Pigmon-Mussaud, C., Dupuy, C., 2015. Small Pelagic Fish Feeding Patterns in Relation to Food Resources Variability: an Isotopic Investigation for *Sardina pilchardus* and *Engraulis encrasicolus* from the Bay of Biscay (north-east Atlantic). *Mar. Biol* 162: 15-37.
- Cury P, Bakun A, Robert J, Crawford M, Jarre, A, Renato A, Quinones, Lynne J, Shannon, Verheye HM. 2000. Small Pelagics in Upwelling Systems: Pattern of Interaction and Structural Changes in "Wasp-Waist" Ecosystems. *ICES Journal of Marine Science* 57:603-618.
- Ernaningsih, Dwi. 2013. Analisis Bioekonomi Ikan Pelagis Kecil Di Teluk Banten. *Jurnal Ilmiah Satya Negara Indonesia*. Edisi Khusus: 1-9
- Finley, Carmel. 2010. *All The Fish in The Sea*. The University of Chicago press. Chicago. 210p.
- Fréon P, Cury P, Shannon L, Roy C. 2005. Sustainable Exploitation of Small Pelagic Fish Stocks Challenged by Environmental and Ecosystem Changes: A Review. *Bulletin of Marine Science*, 76(2): 385-462.
- Garcia, S.M., Rosenberg, Andrew A. 2010. Food Security and Marine Capture Fisheries: Characteristics, Trends, Drivers and Future Perspectives. *Phil. Trans. R Soc. B* 365: 2869-2880.
- Hendiarti N, Suwarso, Aldrian E, Amri K, Andiastuti R, Sachoemar SI, Wahyono IB. 2005. Seasonal Variation of Pelagic Fish Catch Around Java. *Oceanography* vol. 16, No. 4: 112-121
- Hiariey, Johannes., Baskoro, Mulyono. 2011. Fishing Capacity of The Small Pelagic Fishery at Banda Sea, Moluccas. *Journal Of Coastal Development* Vol. 14 (2): 115-124
- Hilborn, Ray. 2010. Pretty Good Yield and exploited fishes. *Marine Policy* 34(1): 193-196
- Jury MR. 2005. Marine Environmental Conditions in the SW Indian Ocean and Sympathetic Trends of Coastal Fish Catch. *Western Indian Ocean J. Mar. Sci.* 4 (2): 199-206.
- Mendonca, JT dan Sobrinho, RP. 2013. Management of Fishing of the Broadband Anchovy (*Anchoviella lepidentostole*) (Fowler, 1911), in South Sao Paulo State, Brazil. *Braz.J. Biol.* Vol 73(4): 691-697
- Musyafak, Rasyid, A, Suherman, A. 2009. Kapasitas Penangkapan Kapal Pukat Cincin di Pelabuhan Perikanan Nusantara Pekalongan. *Jurnal Saintek Perikanan* Vol 4(2):16-23
- Najamuddin. 2004. Kajian Pemanfaatan Sumberdaya Ikan Layang (*Decapterus* spp.) Berkelanjutan di Perairan Selat Makassar [disertasi]. Makassar. Program Pascasarjana, Program Studi Ilmu Pertanian Universitas Hasanuddin. 245 hal.
- Nelwan, Alfa., Fedi A. Sondita, Daniel R. Monintja, Domu Simbolon. 2010. Analisis Upaya Penangkapan Ikan Pelagis Kecil di Selat Makassar, Perairan Pantai Barat Sulawesi Selatan. *Jurnal Teknologi Perikanan dan Kelautan* 10 (1): 1-13.
- Palomera I, Olivar MP, Salat J, Sabatés A, Coll M, Garcia A, Morales-Nin B. 2007. Small Pelagic Fish in the NW Mediterranean Sea: An Ecological Review. *Progress in Oceanography* 74: 377-396.
- Pet-Soede C, Machiels MAM, Stam MA, van

- Densen WLT. 1999. Trends in an Indonesian coastal fishery based on catch and effort statistics and implications for perception of the state of the stocks by fisheries officials. *Fish. Res.* 42 : 41-56.
- Rahmantlya, KF, Asianto, AD, Wibowo D, Wahyuni T, Kementrian Kelautan dan Perikanan, 2015. Kelautan dan Perikanan dalam angka tahun 2015. Pusat Data, Statistik, dan Informasi. Jakarta.
- Salthaug, A., Sondre Aannes. 2003. Catchability and The Spatial Distribution of Fishing Vessels. *Can.J. Aquat.Sci* 60 : 259-268
- Schmidt,J., Rudiger Voss, Kirsten Schafer (edt). 2013. The Future of Fish – The Fisheries of the Future, World Ocean Review. Living with the oceans (Book 2). Hamburg. Maribus gGmbH, Pickhuben. 143p.
- Sissenwine, Michael M, Mace Pamela M, Lassen, Hans J. 2014. Preventing overfishing: evolving approaches and emerging challenges. *ICES Journal of Marine Science* 71(2): 153-156.

ORIGINALITY REPORT

% **17**
SIMILARITY INDEX

% **12**
INTERNET SOURCES

% **9**
PUBLICATIONS

% **13**
STUDENT PAPERS

PRIMARY SOURCES

1 Submitted to Universitas Pendidikan Indonesia **%3**
Student Paper

2 www.isisn.org **%3**
Internet Source

3 Submitted to University of the Philippines Los Banos **%2**
Student Paper

4 Submitted to Universiti Sultan Zainal Abidin **%2**
Student Paper

5 Nicola C. Okes, Philip A.R. Hockey, Lorien Pichegru, Carl D. van der Lingen, Robert J.M. Crawford, David Grémillet. "Competition for shifting resources in the southern Benguela upwelling: Seabirds versus purse-seine fisheries", Biological Conservation, 2009 **%2**
Publication

6 Shannon, L.J.. "Indicators quantifying small pelagic fish interactions: application using a trophic model of the southern Benguela ecosystem", Ecological Indicators, 200401 **%1**

7	repository.unhas.ac.id Internet Source	% 1
8	tel.archives-ouvertes.fr Internet Source	% 1
9	Emil Salim, Halifia Hendri, Riska Robianto. "STRATEGI PENGEMBANGAN USAHA DAN PENINGKATAN KINERJA DALAM MENGHADAPI ERA DIGITAL PADA UMKM CAFÉ TIRTASARI KOTA PADANG", JMM (Jurnal Masyarakat Mandiri), 2020 Publication	% 1
10	etd.lsu.edu Internet Source	<% 1
11	iss-foundation.org Internet Source	<% 1
12	ijeab.com Internet Source	<% 1
13	Submitted to Universitas Negeri Jakarta Student Paper	<% 1
14	Submitted to Universitas Diponegoro Student Paper	<% 1
15	Coll, M.. "An ecological model of the Northern and Central Adriatic Sea: Analysis of ecosystem structure and fishing impacts", Journal of Marine	<% 1

EXCLUDE QUOTES ON

EXCLUDE ON

BIBLIOGRAPHY

EXCLUDE MATCHES < 5 WORDS