

Development of glass for radiation shielding material

by

Submission date: 17-May-2021 08:06AM (UTC+0700)

Submission ID: 1587472774

File name: 20173_ICICI_BME_Prof_Mitra_copy.pdf (745.09K)

Word count: 2317

Character count: 12932

Development of glass for radiation shielding material

M. Djamal^{1,*}, L. Yuliantini¹, R. Hidayat¹, and N. Rauf²

¹Department of Physics, FMIPA, ITB
Bandung, Indonesia

²Department of Physics, FMIPA, UNHAS
Makassar, Indonesia

*mitra.djamal@yahoo.co.id

J. Kaewkhao^{1,2,*}

¹CEGM, NPRU

²Physics Program, Faculty of Science and Technology,
NPRU, Nakhon Pathom, Thailand

*mink110@hotmail.com

Abstract—The investigation of glass for radiation shielding material has been more intense. It occurs because the development of crystal is complicated, inflexible to shape and high-cost production. Meanwhile, glass possesses high refractive index, transparency, easy to fabricate and low-cost production. The glasses development were manufactured by melt and quenching method. The radiation shielding properties were measured by Compton scattering instrument. The addition of metal oxides such as Bi₂O₃, PbO, and BaO in silicate glass improved the density and effective atomic number of the glass sample. Meanwhile, the addition of oxyfluoride in borate glass decreased the mass attenuation coefficient of glass. Both experimental data of effective atomic number and mass attenuation coefficient of glass were compared by theoretical data. The theoretical data was calculated by WinXCom program. The highest of absorption spectra occurred due to the addition of oxyfluoride in glass system. All results showed that glass was a suitable candidate for radiation shielding material. The oxyfluoride glass possessed the more potential for radiation shielding material among glass samples.

Keywords— glass; optical; radiation shielding;

I. INTRODUCTION

Nowadays, glass is very important material to develop photonic devices such as white LED, orange emitting devices, scintillator, infrared emission, sensor and radiation shielding material [1]–[6]. Glass is a suitable material to replace crystal. Glasses possess high transparency, good stability of chemical, mechanical and durability. On the other hand, glass is very easy to shape, manufactured, low-cost production and can be doped with high concentration of rare earth. Recently, radioactive materials are used more intense due to the application not only in industry but also medical field. In radiation physics field, glass is developed for radiation shielding material.

The most important parameters of radiation shielding are mass attenuation coefficient and effective atomic number. Several glasses have been investigated for radiation shielding material such as silica, borate, phosphate and fly ash as silica source [7]–[10]. The addition of ZnO, Al₂O₃, and other metal oxides can improve the transparency, chemical and mechanical property of glasses. Oxyfluoride such as calcium fluoride and gadolinium fluoride was mixed in glass system to make glass more compact [11]. The OH compound will be replaced by HF from oxyfluoride and decrease the phonon energy [6], [12].

Replacement Pb (lead) by Bi₂O₃ and BaO in radiation shielding material is more attractive to investigate due to the toxicity of Pb for environmental [13].

In this paper, the properties of glasses such as density, mass attenuation coefficient, effective atomic number and optical property will be discussed to understand the glass nature of radiation shielding material. The glasses were developed by melt and quenching method. The radiation shielding properties were measured by Compton scattering instrument. The experimental data were compared with theoretical, which was calculated by WinXCom program.

II. MANUFACTURED OF GLASS

Glass systems such as phosphate [6], borate [12], silicate [13], and borosilicate [14] were prepared by melt and quenching technique. The glass sample was melted at 1400 °C for 3 hours. Thereafter, the glass sample was quenched at room temperature in the rectangular stainless steel. The glass sample then was annealed at 500 °C for 3 hours to release thermal stress. [15]. After the annealing process, the glass sample can be cooled down at room temperature. Finally, the glass sample was cut and polished around 1.0 x 1.5 x 0.35 cm³ as shown in Fig. 1. The characterization of glass sample [6], [12]–[14] will be described in the next chapter (III). The characterization consisted of density, mass attenuation coefficient, effective atomic number, and optical property.

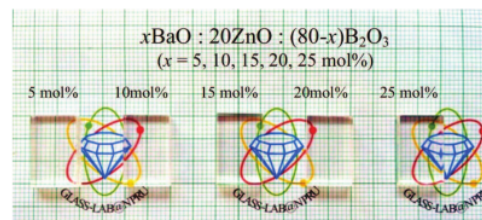


Fig. 1. Cut and polished glass sample for characterization [15].

Fig. 2 presents the experimental setup of Compton scattering instrument for measuring the mass attenuation coefficient and effective atomic number. Many research in Nakhon Pathom Rajabat University, Thailand used this instrument to measure radiation shielding parameters [16]–

[18]. The source of the instrument was 15mCi of ^{137}Cs and used aluminium rod as scattering rod. The adjustable detector, which was mounted 20 cm from scattering rod, was 2" x 2" NaI(Tl) with resolution 8% at 662 keV (BIRCON model 2M2/2). The signal was recorded by CANBERRA PC-base multichannel analyzer. For generating alteration of gamma energy, the angle (θ) of the detector was adjustable. The experimental result of mass attenuation coefficient and effective number atomic were compared with the theoretical which was calculated by WinXCom program.

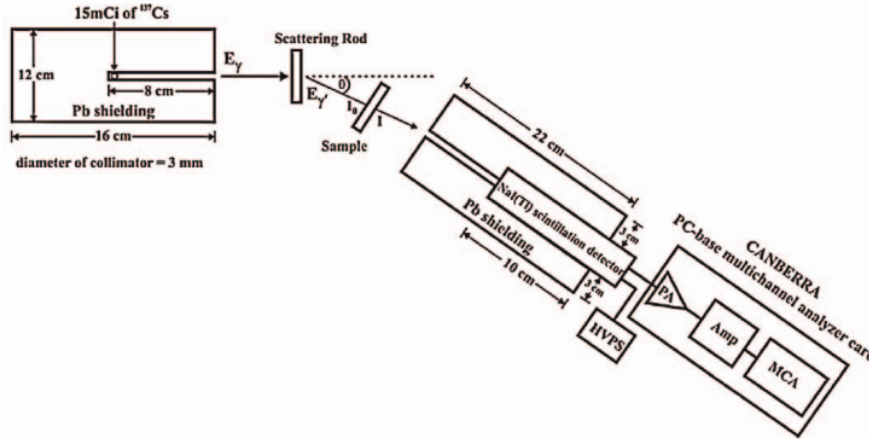


Fig. 2. Experiment set up for radiation shielding measurement [19].

III. GLASS PROPERTIES

A. Radiation Shielding Properties

Kirdsiri et al. have investigated the comparative study of Bi_2O_3 , PbO and BaO (R_mO_n) addition in the silicate glass. The formula of glass system was $x\text{R}_m\text{O}_n:(100-x)\text{SiO}_2$ where x was 30, 40, 50, 60 and 70 mol%. Fig. 3 presents the density of glass sample as a function of Bi_2O_3 , PbO , and BaO (R_mO_n) concentration.

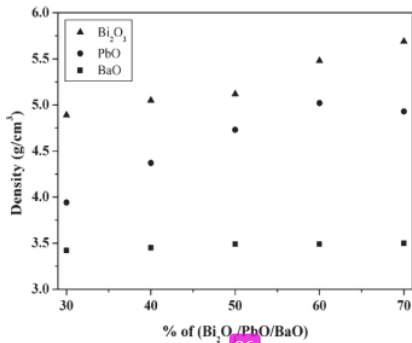


Fig. 3. The density of 30 to 70 mol% of Bi_2O_3 , PbO , and BaO in glass system [13].

The density of Bi_2O_3 sample was higher than PbO and BaO due to the higher mass molecular of Bi_2O_3 among the glass

samples [13]. The mass molecular of Bi_2O_3 , PbO and BaO are 466.00, 223.20 and 224.98 g/mol respectively. The parameters of radiation shielding properties are mass attenuation coefficient (μ/ρ) and effective atomic number (Z_{eff}). The mass attenuation coefficient shows the ability of a material to be penetrated by a beam of light, sound, particles, or other energy or matter.

Shamshad et al. have studied the comparative of gadolinium oxide (LSGB1) and gadolinium oxyfluoride (LSGB2) in borate glass. Fig. 4 shows the theoretical and experimental of mass attenuation coefficient for LSGB1 and LSGB2 glass. As can be seen from Fig. 4, both mass attenuation coefficient of LSGB1 and LSGB2 exponentially decreases with increasing concentration of oxide and oxyfluoride. On the other hand, the mass attenuation coefficient of oxyfluoride was lower than oxide glass.

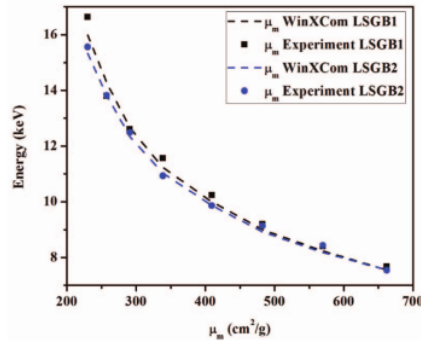


Fig. 4. Mass attenuation coefficient of LSGB1 and LSGB2 [12].

The theoretical and experimental of the mass attenuation coefficient of LSGB1 and LSGB2 were close each other [12].

Ruengsri et al. [1] have developed glass material for radiation shielding from husk ash (RHA) as a silica source. The glass formula was $x\text{BaO}:(80-x)\text{B}_2\text{O}_3:20\text{RHA}$ (for $x = 30, 35, 40$ and 45 wt%). Fig. 5 shows the theoretical and experimental of effective atomic numbers (Z_{eff}) for glass sample. The graph shows that Z_{eff} theory is near Z_{eff} experiment. The scattered gamma rays energy were varied around 200 to 700 keV. The effective atomic number of glasses decreased by increasing the concentration of BaO and scattered gamma rays energy [14].

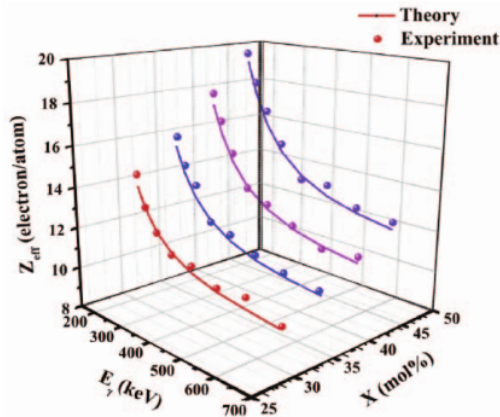


Fig. 5. The effective atomic number of 30 to 45% of BaO in RHA as a silica source [14].

B. Optical property

Absorption spectra describe the optical property of glasses. Meejitpaisan et al. have observed the optical property of Sm^{3+} doped oxide and oxyfluoride phosphate glasses. Fig. 6 shows the absorption spectra of the glass system. The composition of developed glass can be seen in Table I.

TABLE I. COMPOUND COMPOSITION OF Sm^{3+} DOPED OXIDE AND OXYFLUORIDE GLASSES [6]

Glass ID	Glass composition (mol%)
S1	$69\text{P}_2\text{O}_5: 10\text{CaO}: 20\text{Gd}_2\text{O}_3: 1.0\text{Sm}_2\text{O}_3$
S2	$69\text{P}_2\text{O}_5: 10\text{CaF}_2: 20\text{Gd}_2\text{O}_3: 1.0\text{Sm}_2\text{O}_3$
S3	$69\text{P}_2\text{O}_5: 10\text{CaO}: 20\text{GdF}_3: 1.0\text{Sm}_2\text{O}_3$
S4	$69\text{P}_2\text{O}_5: 10\text{CaF}_2: 20\text{GdF}_3: 1.0\text{Sm}_2\text{O}_3$

The absorption spectra were monitored at wavelength range of 900 to 1800 nm. It showed several transitions from the ground state of $^6\text{H}_{5/2}$ state to higher state such as $^6\text{H}_{11/2}$, $^6\text{F}_{9/2}$, $^6\text{F}_{7/2}$, $^6\text{F}_{5/2}$, $^6\text{F}_{3/2}$, $^6\text{H}_{15/2}$ and $^6\text{F}_{1/2}$ state. These transitions were corresponded by the wavelength of 944, 1077, 1227, 1373, 1474, 1529 and 1585 nm. The highest peak was due to the $^6\text{H}_{5/2} \rightarrow ^6\text{F}_{7/2}$ transition centered at 1227 nm. Meanwhile, the highest intensity of absorption spectra was come from the S4 glass. This glass consisted of CaF_2 and GdF_3 . The addition of oxyfluoride in glass system increased the absorption intensity

of glass. In addition, the optical property of Dy^{3+} doped borate glass has been studied by Djamal et al. and absorption intensity increases by increasing Dy_2O_3 concentration from 0.1 to 2.5 mol% [5].

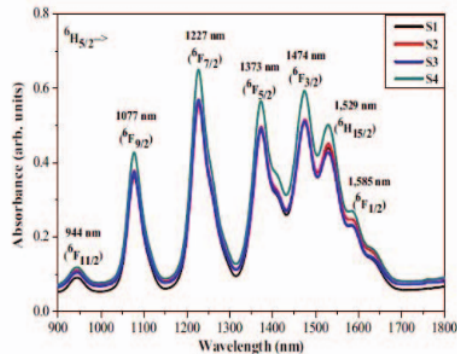


Fig. 6. The absorption spectra of Sm^{3+} doped oxide and oxyfluoride glasses [6].

IV. CONCLUSION

The glasses for radiation shielding material can be developed by melt and quenching method. The radiation shielding properties were measured by Compton scattering instrument. The density of glass system increased by the addition of metal oxides such as Bi_2O_3 , PbO , and BaO from 30 to 70 mol%. The addition of oxyfluoride such as GdF_3 and CaF_2 in the glass system decreased the mass attenuation coefficient of glass sample and increased the absorption intensity. Meanwhile, the effective atomic number (Z_{eff}) decreased with the addition of BaO in RHA glass system. The data of radiation shielding properties were compared with theoretical data, which were calculated by WinXCom program. The theoretical data of mass attenuation coefficient and effective number atomic was near the experimental data. From all results show that glass was good material for radiation shielding material especially oxyfluoride glasses.

ACKNOWLEDGMENT

The author would like to thank Nakhon Pathom Rajabhat University, Research Grant of Asahi Glass Foundation (2624/11.B04.1/KU/2017), and Research of P3MI ITB (1011/11.C01/PL/2017) for all facilities and supports.

REFERENCES

- [1] K. Linganna, C. S. Rao, and C. K. Jayasankar, "Optical properties and generation of white light in Dy^{3+} -doped lead phosphate glasses," *J. Quant. Spectrosc. Radiat. Transf.*, vol. 118, pp. 40–48, Mar. 2013.
- [2] J. Kaewkhao, K. Boonin, P. Yasaka, and H. J. Kim, "Optical and luminescence characteristics of Eu^{3+} doped zinc bismuth borate (ZBB) glasses for red emitting device," *Mater. Res. Bull.*, vol. 71, pp. 37–41, Nov. 2015.
- [3] J. Kaewkhao, N. Wantana, S. Kaewjaeng, S. Kothan, and H. J. Kim, "Luminescence characteristics of Dy^{3+} doped $\text{Gd}_2\text{O}_3\text{-CaO-SiO}_2\text{-B}_2\text{O}_3$ scintillating glasses," *J. Rare Earths*, vol. 34, no. 6, pp. 583–589, Jun. 2016.

- [4] R. Vijaya, V. Venkatramu, P. Babu, L. R. Moorthy, and C. K. Jayasankar, "1.06 μ m laser transition characteristics of Nd³⁺-doped fluorophosphate glasses," *Mater. Chem. Phys.*, vol. 117, no. 1, pp. 131–137, Sep. 2009.
- [5] M. Djalal, L. Yuliantini, R. Hidayat, P. Yasaka, K. Boonin, and J. Kaewkhao, "Optical and Photoluminescence Properties of Dy³⁺ doped ZnO-Al₂O₃-B₂O₃ Glasses for UV Sensor Application," *J. Technol. Soc. Sci. JTSS*, vol. 1, no. 2, pp. 62–68, 2017.
- [6] P. Meejitpaisan, S. Insiripong, C. Kedkaew, H. J. Kim, and J. Kaewkhao, "Radioluminescence and optical studies of gadolinium calcium phosphate oxyfluoride glasses doped with Sm³⁺," *Radiat. Phys. Chem.*, vol. 137, pp. 62–67, Aug. 2017.
- [7] N. Chanthima, J. Kaewkhao, and P. Limsuwan, "Study of photon interactions and shielding properties of silicate glasses containing Bi₂O₃, BaO and PbO in the energy region of 1 keV to 100 GeV," *Ann. Nucl. Energy*, vol. 41, pp. 119–124, Mar. 2012.
- [8] M.G. Dong, M.I. Sayyed, G. Lakshminarayana, M. Celikbilek Ersundu, A.E. Ersundu, P. Nayar, M.A. Mahdi, "Investigation of gamma radiation shielding properties of lithium zinc bismuth borate glasses using XCOM program and MCNP5 code," *J. Non-Cryst. Solids*, vol. 468, pp. 12–16, Jul. 2017.
- [9] M. H. Kharita, R. Jabra, S. Yousef, and T. Samaan, "Shielding properties of lead and barium phosphate glasses," *Radiat. Phys. Chem.*, vol. 81, no. 10, pp. 1568–1571, Oct. 2012.
- [10] S. Tuscharoen, J. Kaewkhao, P. Limkitjaroenporn, P. Limsuwan, and W. Chewpraditkul, "Improvement of BaO-B₂O₃-Fly ash glasses: Radiation shielding, physical and optical properties," *Ann. Nucl. Energy*, vol. 49, pp. 109–113, Nov. 2012.
- [11] N. Luewarasirikul, H. J. Kim, P. Meejitpaisan, and J. Kaewkhao, "White light emission of dysprosium doped lanthanum calcium phosphate oxide and oxyfluoride glasses," *Opt. Mater.*, vol. 66, pp. 559–566, Apr. 2017.
- [12] L. Shamshad, G. Rooh, P. Limkitjaroenporn, N. Srisittipokakun, W. Chaiphaksa, H.J. Kim, J. Kaewkhao, "A comparative study of gadolinium based oxide and oxyfluoride glasses as low energy radiation shielding materials," *Prog. Nucl. Energy*, vol. 97, pp. 53–59, May 2017.
- [13] K. Kirdsiri, J. Kaewkhao, N. Chanthima, and P. Limsuwan, "Comparative study of silicate glasses containing Bi₂O₃, PbO and BaO: Radiation shielding and optical properties," *Ann. Nucl. Energy*, vol. 38, no. 6, pp. 1438–1441, Jun. 2011.
- [14] S. Ruengsrri, S. Insiripong, N. Sangwanateee, and J. Kaewkhao, "Development of barium borosilicate glasses for radiation shielding materials using rice husk ash as a silica source," *Prog. Nucl. Energy*, vol. 83, pp. 99–104, Aug. 2015.
- [15] S. Ruengsrri, S. Insiripong, N. Sangwanateee, J. Kaewkhao, "Development of BaO-ZnO-B₂O₃ glasses as a radiation shielding material," *Radiat. Phys. Chem.*, vol. 137, pp. 72–77, Aug. 2017.
- [16] S. Tuscharoen, J. Kaewkhao, P. Limsuwan, and W. Chewpraditkul, "Structural, Optical and Radiation Shielding Properties of BaO-B₂O₃-Rice Husk Ash Glasses," *Procedia Eng.*, vol. 32, pp. 734–739, Jan. 2012.
- [17] P. Limkitjaroenporn and J. Kaewkhao, "Gamma-rays attenuation of zircons from Cambodia and South Africa at different energies: A new technique for identifying the origin of gemstone," *Radiat. Phys. Chem.*, vol. 103, pp. 67–71, Oct. 2014.
- [18] P. Limkitjaroenporn, J. Kaewkhao, and S. Asavavithichai, "Determination of mass attenuation coefficients and effective atomic numbers for Inconel 738 alloy for different energies obtained from Compton scattering," *Ann. Nucl. Energy*, vol. 53, pp. 64–68, Mar. 2013.
- [19] S. Kaewjang, U. Maghanemi, S. Kothan, H. J. Kim, P. Limkitjaroenporn, and J. Kaewkhao, "New gadolinium based glasses for gamma-rays shielding materials," *Nucl. Eng. Des.*, vol. 280, pp. 21–26, Dec. 2014.

Development of glass for radiation shielding material

ORIGINALITY REPORT

20%
SIMILARITY INDEX

%
INTERNET SOURCES

20%
PUBLICATIONS

%
STUDENT PAPERS

PRIMARY SOURCES

- 1** G. Lakshminarayana, Ashok Kumar, A. Lira, A. Dahshan, H.H. Hegazy, I.V. Kityk, Dong-Eun Lee, Jonghun Yoon, Taejoon Park. "Comparative study of gamma-ray shielding features and some properties of different heavy metal oxide-based tellurite-rich glass systems", Radiation Physics and Chemistry, 2020
Publication **2%**
- 2** Kirdsiri, K.. "Comparative study of silicate glasses containing Bi²⁰3, PbO and BaO: Radiation shielding and optical properties", Annals of Nuclear Energy, 201106
Publication **1%**
- 3** "Tellurite Glass Smart Materials", Springer Science and Business Media LLC, 2018
Publication **1%**
- 4** P. Meejitpaisan, S. Insiripong, C. Kedkaew, H.J. Kim, J. Kaewkhao. "Radioluminescence and optical studies of gadolinium calcium **1%**

phosphate oxyfluoride glasses doped with Sm³⁺", Radiation Physics and Chemistry, 2017

Publication

5

Norah A.M. Alsaif, Youssef Elmahroug, B.M. Alotaibi, Haifa A. Alyousef et al. "Calculating photon buildup factors in determining the γ -ray shielding effectiveness of some materials susceptible to be used for the conception of neutrons and γ -ray shielding", Journal of Materials Research and Technology, 2021

Publication

1 %

6

Rungsan Ruamnikhom, Jakrapong Kaewkhao. "The Improvement of Bismuth Barium Borate Glasses through the Applications of Sm³⁺ Dopant", Key Engineering Materials, 2016

Publication

1 %

7

Recep Kurtulus, Taner Kavas. "Investigation on the physical properties, shielding parameters, glass formation ability, and cost analysis for waste soda-lime-silica (SLS) glass containing SrO", Radiation Physics and Chemistry, 2020

Publication

1 %

8

N. Chanthima, J. Kaewkhao, P. Limkitjaroenporn, S. Tuscharoen, S. Kothan, M. Tungjai, S. Kaewjaeng, S. Sarachai, P. Limsuwan. "Development of BaO–ZnO–B₂O₃

1 %

3 glasses as a radiation shielding material", Radiation Physics and Chemistry, 2017

Publication

9

Urkiye Akar Tarim, Emin N. Ozmutlu, Sezai Yalcin, Ozcan Gundogdu, D.A. Bradley, Orhan Gurler. "Evaluation of gamma-ray attenuation properties of bismuth borate glass systems using Monte Carlo method", Radiation Physics and Chemistry, 2017

Publication

1 %

10

Agarwal, A.. "Judd-Ofelt parameters and radiative properties of Sm³⁺ ions doped zinc bismuth borate glasses", Optical Materials, 200912

Publication

1 %

11

Cao, Wanghe, Shidong Kan, Chuanyi Zang, and Robert E. Parks. "", Current Developments in Optical Elements and Manufacturing, 1998.

Publication

1 %

12

Y. S. Alajerami, D. A. Drabold, M. Mhareb, Kashi N. Subedi, Katherine Leslee A. Cimatu, Gang Chen. "Physical, structural, and shielding properties of cadmium bismuth borate-based glasses", Journal of Applied Physics, 2020

Publication

1 %

13

Huseyin Ozan Tekin, Mesut Karahan, Turker Tekin Erguzel, Tugba Manici, Muhsin Konuk.

1 %

"Radiation shielding parameters of some antioxidants using Monte Carlo method",
Journal of Biological Physics, 2018

Publication

14

M. Amer Khan, R.J. Amjad, M.A. Ahmad, A. Sattar, Saddam Hussain, S. Yasmeeen, M.R. Dousti. "Structural and optical study of erbium doped borophosphate glasses", Optik, 2019

Publication

15

Yongsheng Liu, Renfu Li, Wenqin Luo, Haomiao Zhu, Xueyuan Chen. " Optical Spectroscopy of Sm and Dy Doped ZnO Nanocrystals ", Spectroscopy Letters, 2010

Publication

16

Imen Kebaili, Imed Boukhris, M.I. Sayyed. "Gamma-ray shielding properties of lead borovanadate glasses", Ceramics International, 2020

Publication

17

Issa, Shams A.M.. "Effective atomic number and mass attenuation coefficient of PbO–BaO–B₂O₃ glass system", Radiation Physics and Chemistry, 2016.

Publication

18

J. Kaewkhao, N. Wantana, S. Kaewjaeng, S. Kothan, H.J. Kim. "Luminescence characteristics of Dy³⁺ doped Gd₂O₃-CaO-

1 %

1 %

<1 %

<1 %

<1 %

SiO₂-B₂O₃ scintillating glasses", Journal of Rare Earths, 2016

Publication

19

Jagpreet Singh, Vishal Kumar, Yogesh K. Vermani, M.S. Al-Buriahi, Jamila S. Alzahrani, Tejbir Singh. "Fabrication and Characterization of Barium based Bioactive Glasses in terms of Physical, Structural, Mechanical and Radiation Shielding Properties", Ceramics International, 2021

Publication

<1 %

20

Kothan, Suchart, Montree Tungjai, Sunisa Sarachai, Siriprapa Kaewjaeng, Suparat Tuscharoen, Pruittipol Limkitjaroenporn, and Jakrapong Kaewkhao. "Mass Attenuation Coefficients and Partial Interactions of BaO-ZnO-B₂O₃ Glasses System", Key Engineering Materials, 2016.

Publication

<1 %

21

M. Djamal, L. Yuliantini, R. Hidayat, N. Rauf et al. "Spectroscopic study of Nd³⁺ ion-doped Zn-Al-Ba borate glasses for NIR emitting device applications", Optical Materials, 2020

Publication

<1 %

22

M.I. Sayyed, G. Lakshminarayana, I.V. Kityk, M.A. Mahdi. "Evaluation of shielding parameters for heavy metal fluoride based tellurite-rich glasses for gamma ray shielding

<1 %

applications", Radiation Physics and
Chemistry, 2017

Publication

23

M.I. Sayyed, G. Lakshminarayana, M.G. Dong,
M. Çelikbilek Ersundu, A.E. Ersundu, I.V. Kityk.
"Investigation on gamma and neutron
radiation shielding parameters for BaO/SrO–
Bi₂O₃–B₂O₃ glasses", Radiation Physics
and Chemistry, 2018

Publication

<1 %

24

M.I. Sayyed, Shams A.M. Issa, H.O. Tekin,
Yasser B. Saddeek. "Comparative study of
gamma-ray shielding and elastic properties of
BaO–Bi₂O₃–B₂O₃ and ZnO–Bi₂O₃–B₂
O₃ glass systems", Materials Chemistry and
Physics, 2018

Publication

<1 %

25

Nisha Deopa, A.S. Rao. "Photoluminescence
and energy transfer studies of Dy³⁺ ions
doped lithium lead alumino borate glasses for
w-LED and laser applications", Journal of
Luminescence, 2017

Publication

<1 %

26

Ravi Babu, Y.N.Ch.. "Spectral investigations of
Sm³⁺ doped lead bismuth magnesium
borophosphate glasses", Journal of
Quantitative Spectroscopy and Radiative
Transfer, 201209

Publication

<1 %

27 S. Kaewjaeng, J. Kaewkhao, P. Limsuwan, U. Maghanemi. "Effect of BaO on Optical, Physical and Radiation Shielding Properties of SiO₂-B₂O₃-Al₂O₃-CaO-Na₂O Glasses System", *Procedia Engineering*, 2012 <1 %
Publication

28 Preet Kaur, Devinder Singh, Tejbir Singh. "Heavy metal oxide glasses as gamma rays shielding material", *Nuclear Engineering and Design*, 2016 <1 %
Publication

29 Recep Kurtulus, Taner Kavas, Iskender Akkurt, Kadir Gunoglu. "An experimental study and WinXCom calculations on X-ray photon characteristics of Bi₂O₃- and Sb₂O₃-added waste soda-lime-silica glass", *Ceramics International*, 2020 <1 %
Publication

30 T.A. Lodi, N.F. Dantas, T.S. Gonçalves, A.S.S. de Camargo, F. Pedrochi, A. Steimacher. "Dy³⁺ doped calcium boroaluminate glasses and Blue Led for smart white light generation", *Journal of Luminescence*, 2019 <1 %
Publication

Exclude bibliography On