

Optimization of mango seed kernel oil extraction using response surface methodology

by Zainal 06

FILE	OPTIMIZATION OF MANGO SEED KERNEL OIL EXTRACTION USING RESPONSE SURFACE METHODOLOGY .PDF (676.71K)		
TIME SUBMITTED	13-APR-2019 03:45PM (UTC+0700)	WORD COUNT	6324
SUBMISSION ID	1111640381	CHARACTER COUNT	31668

Topical issue on:

**NICHE PRODUCTS AND CROP DIVERSIFICATION:
IN SEARCH OF ADDED VALUE
PRODUITS DE NICHE ET CULTURES DE DIVERSIFICATION :
À LA RECHERCHE DE VALEUR AJOUTÉE**

RESEARCH ARTICLE

OPEN ACCESS

Optimization of mango seed kernel oil extraction using response surface methodology

Fajriyati Mas'ud^{1,2,*}, Meta Mahendradatta³, Amran Laga³ and Zainal Zainal³

¹ Hasanuddin University, Makassar, 90245 South Sulawesi, Indonesia

² Department of Chemical Engineering, State Polytechnic of Ujung Pandang, Makassar, 90245 South Sulawesi, Indonesia

³ Department of Agricultural Technology, Hasanuddin University, Makassar, 90245 South Sulawesi, Indonesia

Received 9 June 2017 – Accepted 18 August 2017

Abstract – Response surface methodology (RSM) was applied to study the optimum condition of mango seed kernel oil (MSKO) extraction with n-hexane. In the present paper, for the first time, we provide an optimal condition of MSKO extraction to obtain the maximum of yield, total phenolic content (TPC) and vitamin E. The experiment was conducted using central composite design (CCD) consisted of twenty experimental points including six replicates of center points to study the effect of three independent variables: temperature, time and amount of n-hexane on dependent variables. Data were analyzed using Design-Expert 10 software. The result showed that the optimum condition of MSKO extraction were 54.19 °C, 5.24 h and 224.23 mL of n-hexane. In this condition MSKO have yield of 7.03%, TPC of 67.77 mg GAE/g oil and vitamin E of 141.22 mg/L. These results suggest that MSKO has potential as raw materials of food products oil-based and as a natural antioxidant of functional food and for use in food processing.

Keywords: mango seed kernel oil / oil extraction / total phenolic content / vitamin E / response surface methodology

Résumé – Optimisation de l'extraction d'huile de noyau de mangue à l'aide de la méthodologie RSM. La méthodologie *Response surface methodology* (RSM) a été appliquée pour définir les conditions optimales d'extraction de l'huile de noyau de mangue avec du n-hexane. Dans le présent article, pour la première fois, est proposée une condition optimale d'extraction de l'huile de noyau de mangue afin d'optimiser le rendement, la teneur en phénols (*total phenolic content* ou TPC) et en vitamine E. L'expérience a été réalisée en utilisant plan d'expériences composite centré de vingt points expérimentaux avec six répétitions de points centraux pour étudier l'effet de trois variables indépendantes : température, temps et quantité de n-hexane sur des variables dépendantes. Les données ont été analysées à l'aide du logiciel Design-Expert 10. Le résultat a montré que les conditions optimales d'extraction de l'huile de noyau de mangue étaient 54,19 °C, 5,24 h et 224,23 ml de n-hexane. Dans ces conditions, le rendement est de 7,03 %, la teneur TPC de 67,77 mg GAE/g d'huile et la concentration en vitamine E de 141,22 mg/L. Ces résultats soulignent le potentiel de l'huile de noyau de mangue en tant que matière première de produits alimentaires à base d'huile et en tant qu'antioxydant naturel des aliments fonctionnels et pour la transformation des aliments.

Mots clés : huile de noyau de mangue / extraction d'huile / phénols / vitamine E / RSM

1 Introduction

Mango, *Mangifera indica*, belongs to the family Anacardiaceae. It is a very popular fruit and often referred to as 'king of fruits' in the tropical world (Singh *et al.*, 2002), but after consumed or used by the mango processing industry, mango seeds are generally only disposed of as waste (Puravankara

et al., 2000; Kittiphoom, 2012). On the other hand, enough scientific information is available regarding the nutritional importance of mango waste, mainly of feeding ever-increasing human population. The issue of food insecurity in Asia and Africa in the coming 35–50 years [38] lead to hunger and starvation (FAO, 2006). Mango seed account for 35%–55% of the fruit depending on the variety (Bhalerao *et al.*, 1989). MSKO may be defined as oil fraction extracted from stone of mango, it contains almost 15% of oil (Nzikou *et al.*, 2010). Studies have disclosed that mango kernel is a potential source

*Correspondence: fajri888@poliupg.ac.id

of wide range of bioactive compounds and antioxidants (Jafari et al., 2014). Cardio and hepatic protective effects, anti-carcinogenic, anti-ageing effects of phenolic compounds are scientifically proven (Mohdaly et al., 2011). MSKO can be utilized for the preservation of fats and improved oxidative stability of sunflower oil and tallow (Abdalla et al., 2007; Jafari et al., 2014).

Kittiphoom (2012) reported that MSKO consisted of 44–48% saturated fatty acid, it was dominated by stearic acid and 52–56% of unsaturated fatty acid, that could be used as a source of potential functional food ingredients because it contained high quality of oil which contained antioxidants in high concentration. MSKO has potential application in human foods (Kittiphoom and Sutasinee, 2013), potentially be used in the formulations of food products such as chocolate and biscuits as a natural nutritional additive due to its fatty acid composition and antioxidant activities (Jafari et al., 2014), and has been used in the cosmetics industry as an ingredient in soaps, shampoos and lotions because it is a good source of phenolic compounds (Soo and Barlow, 2004). Unfortunately, the massive nutritional and commercial potential of MSKO is not fully utilized. Toxicological assessment of MSKO was performed in multi generation breeding trials in weanling albino rats. Histopathology evaluation of organs did not reveal any abnormality. These results suggested that MSKO has no toxic effects (Rukmini and Vijayaraghavan, 1984; Agunbiade and Olanlokun, 2006). Analysis of cholesterol content of MSKO showed that it is free of cholesterol (Mostafa, 2013).

On the other hand, the extraction technique used to obtain high aggregate value compound from natural products is crucial for product quality (Kittiphoom and Sutasinee, 2013). The solvent extraction may be affected by various factors such as temperature, time, and amount of solvent. When many factors and interactions may affect a desired response, the RSM is an effective tool to find the optimal conditions for process (Stroescu et al., 2013). RSM is very popular for optimization solid-liquid extraction in recent years (Liu et al., 2009; Samaram et al., 2015). RSM is a statistical technique used to design experiments to obtain relevant information in the shortest possible time at the lowest cost. Basic principle of RSM is to relate product properties to regression equations that describe inter-relations between input parameters and product properties (Giovanni, 1983; Montgomery, 1984). Its use leads to the rapid and efficient development of new and improved products and processes. As the extraction is generally a multi-parameter process, selection and optimization of the experimental conditions represents a crucial step in the development of MSKO extraction methods. Previous studies showed that temperature, time and amount of solvent were the main parameters affecting the extraction yield from different sources (Li et al., 2012; Goula, 2013; Minjares-Fuentes et al., 2014). These parameters also had a significant influence on the endogenous bioactive compounds, such as certain from the TPC (Rodrigues et al., 2008; Ghafoor et al., 2009; Wang et al., 2013; Sahin and Samli, 2013; Chanioti et al., 2016).

Related to edible oil, the most important contribution of vegetable oils is its tocopherols, which is commonly and collectively referred to as "vitamin E". Vegetable oils contain high concentration of vitamin E (Bauernfeind and Desai, 1977) and could provide most daily dietary vitamin E requirement (Desai et al., 1980). The term of vitamin E is used to describe a

group of eight molecules of related structure in which, chemical and biological activities are mostly dominated by α -tocopherol (Brigelius-Flohé and Traber, 1999; Schneider, 2005). It occurs in the form of eight stereoisomers, four tocopherols (α , β , γ , δ), and four tocotrienols (α , β , γ , δ) (Pascual et al., 2010). Vitamin E is a nutraceutical compound that have attracted researchers and food manufacturers due to its antioxidant and non-antioxidant biological activities (May et al., 2013; Yang and McClements, 2013). Tocopherols are able to reduce lipid peroxidation and lipid risk factors, in this case elevated LDL cholesterol levels and platelet aggregation display anti-inflammatory properties and show anti-carcinogenic and cardiovascular protective effects (Tiwari and Cui, 2009).

Based on reports of existing research results, in the present study, for the first time, RSM was employed to standardise the parameters (temperature, time and amount of n-hexane, maximum yield, TPC and vitamin E of MSKO extraction). The aim of this study was to optimize the solvent extraction of MSKO with n-hexane in terms of yield, TPC and vitamin E applying the RSM technique and considering the extraction temperature, time and amount of n-hexane as variables.

2 Materials and methods

Arumanis mango, a local mango in Indonesia, as samples were obtained from South Sulawesi and harvested in September to November 2016. All chemical were from Merck, Germany. Standard of α -tocopherol from Sigma-Aldrich Co. Preparation of MSK according to Mahale and Goswami-Giri (2011) with minor modification. The seeds were washed, and the kernel enclosed in the hard cover was separated manually. The kernels were dried in the oven at 50 °C for 12 h to a constant weight in order to reduce its moisture content. Separation of thin cover from the kernel was carried out using tray to blow away the cover in order to achieve very high yield. Stainless steel grinder was used to powdered form, sealed in a plastic container and stored in a freezer until extraction to prevention of its oxidation.

RSM was used to optimize the MSKO extraction process. At experimental unit, 50 g of MSK powder were weighed in the reactor 1.0 L four neck flasks, MSK was extracted with n-hexane using a heating mantle connected with the thermometer setting, agitator on the top, speed of 200 rpm, residue was separated by centrifugation (refrigerated AX-521 centrifuge) at a speed of 3500 rpm for 20 min. The liquid part accommodated in the flask evaporator, solvents removed on a rotary evaporator Buchi R-215 incorporates vacuum Pump V-700. MSKO obtained was packaged in a dark glass bottle and stored in a freezer for analysis. The percentage oil yield was calculated as follows (Sani, 2014):

$$\text{Oil yield (\%)} = \frac{\text{weight of oil}}{\text{weight of sample}} \times 100. \quad (1)$$

2.1 Determination of total phenolic content (TPC) and vitamin E analysis

The analysis method of TPC according to Brand-Williams et al. (1995), 0.25 mL MSKO were mixed with 2 mL of 10%

Folin Ciocalteu reagent and 1.6 mL of 7.5% Na₂CO₃ and left at room temperature for 30 min. The mixing solution was measured an absorbance at 750 nm by ultraviolet-visible spectrophotometer (UV 1800, Shimadzu, Japan) and calculated as gallic acid equivalent. Analysis of vitamin E using standard α -tocopherol. Preparation of standard vitamin E: 0.05 g dissolved in methanol-chloroform (1:1) at 100 mL flasks, and made respectively 100, 200, 300, 400, and 500 mg/L in a 50 mL flask, homogenized by vortex, inserted in the vial GC-MS, the sample was injected automatically. Preparation of sample vitamin E: 0.012 g MSKO dissolved in 2 mL methanol-chloroform (1:1), homogenized by vortex and inserted into the vial bottle GC-MS. The sample was injected automatically. Quantification of vitamin E was analyzed using GC-MS ultra Shimadzu QP2010, instrument uses 49 μ m Rxi SH-5Sil MS (length 24 m, diameter x thickness 0.25 mm ID 0:25 μ m df). Helium was used as a carrier 69 at a pressure of 76.9 kps with a flow of 14.0 mL/min, split ratio of 167. The initial temperature of the oven starting at 110 °C and hold for 2 min until the 37 temperature to 200 °C with an isothermal increase 66 of 10 °C/min, a final temperature of 280 °C, hold for 9 min with an isothermal increase of 5 °C/min, the total analysis time of 40 min. Scan interval 45–450 m/z. Ion temperature 200 °C, 280 °C temperature interface.

2.2 Experimental design for optimization and statistical analysis

RSM was used to determine the optimum conditions for solvent extraction of MSKO. The variables used were extraction temperature (°C, X₁), time (hour, X₂) and amount of n-hexane (mL, X₃). The complete design consisted of fourteen experiments and six replicates at the center point. Extraction yield, TPC and vitamin E of MSKO were selected as the responses for the combination of the independent variables. Statistic software (Design-Expert Version 10) was used for the regression analysis of the experimental data. The adequacy of each model was determined by evaluating the lack of fit and the coefficient of determination (R²). The significance of each coefficient was determined by using the F-test obtained from the analysis of variance (ANOVA) that was generated. Regression coefficients were then used to generate response surfaces. 3D response surface graphs and profile for predicted values and 22 reliability level for variables were plotted using the software. In order to verify the validity of the statistical models, additional verification experiments were subsequently performed. Verification of the optimum extraction condition was done by extraction of MSKO on a laboratory scale following the extraction condition suggested by the statistical models. For this verification, triplicate assenting experiments were carried out using the optimized parameters for yield, TPC and vitamin E of MSKO as response.

3 Results and discussion

The effects of X₁, X₂ and X₃ on yield, TPC and vitamin E of MSKO were studied during experimentation. The results showed that the yield, TPC and vitamin E of MSKO ranged from 5.16 to 7.08%, 31.81 to 67.52 mg GAE/g oil, and 100.25 to 140.27 mg/L, respectively. The maximum yield, TPC and

vitamin E of MSKO was found under the experimental conditions of X₁ = 54.19 °C, X₂ = 5.24 h and X₃ = 224.23 mL, respectively. Maximum yield, TPC and vitamin E of MSKO under these conditions were 7.03%, 67.77 mg GAE/g oil, and 141.22 mg/L, respectively.

3.1 Model fitting

According to the result of ANOVA for yield, TPC and vitamin E of MSKO that the models are significant. The quality of the models developed was evaluated based on the correlation coefficient value. The R² values of extraction yield, TPC and vitamin E were 0.96, 0.98 and 0.97, respectively, indicating that the models adequately represented the real relationship between the parameters chosen. Significance of different terms of each coefficient was determined using the F-value and p-value. According to Yolmeh *et al.* (2014), a large F-value and a small p-value would imply a more significant effect on the corresponding response variable. The actual quadratic equation of the yield, TPC and vitamin E of MSKO response are given in equations (2), (3) and (4), respectively.

$$\begin{aligned} \text{Yield (\%)} = & (-17.13) + 0.26X_1 + 3.47X_2 + 0.07X_3 \\ & - 3.27E-003X_1^2 - 0.34X_2^2 \\ & - 1.18E-004X_3^2 + 0.02X_1X_2 \\ & + 1.50E-005X_1X_3 - 3.60E-003X_2X_3, \quad (2) \end{aligned}$$

$$\begin{aligned} \text{TPC (mg GAE/g oil)} = & (-397.58) + 5.91X_1 \\ & + 73.15X_2 + 1.002X_3 - 0.05X_1^2 \\ & - 5.81X_2^2 - 1.6E-003X_3^2 \\ & - 0.02X_1X_2 - 8.28E-005X_1X_3 \\ & - 0.05X_2X_3, \quad (3) \end{aligned}$$

$$\begin{aligned} \text{Vitamin E (mg/L)} = & (-255.92) + 3.49X_1 + 77.15X_2 \\ & + 0.65X_3 - 0.03X_1^2 - 8.47X_2^2 \\ & - 2.07E-003X_3^2 - 0.10X_1X_2 \\ & - 3.1300E-004X_1X_3 + 0.09X_2X_3. \quad (4) \end{aligned}$$

3.2 Interpretation of response surface model and contour plots

The result of a statistical analysis showed that the model to describe the effect of X₁, X₂, X₃ for the yield is a quadratic model. The model F-value of 28.82 implies the model is significant. A positive value of coefficient X₁, X₂, X₃ in the equation (2) implies that X₁, X₂, X₃ are effect on increasing the yield. Values of Prob > F less than 0.0500 indicate model terms are significant in this case X₁, X₂, X₃, X₁², X₂², X₃², X₁X₂, X₂X₃. The variables with the largest effect on yield were the linear terms of treatment (X₁, X₂ and X₃), the quadratic term of treatment (X₁², X₂² and X₃²), followed by interaction between X₁ and X₂, and interaction between X₂ and X₃. Values greater than 0.1000 indicate the model terms are not significant, so that interaction between X₁ and X₃ did not give any significant contribution to the yield of MSKO. The lack of fit F-value of 1.42 implies the lack of fit is not significant,

which indicates that the model is suitable to describe the effect of treatment for the yield, and that the developed model is adequate for predicting the response. According to Bas and Boyaci (2007), the model will be considered appropriate if lack of fit value model is not significantly different at the level of specific α .

The fit model to describe the effect of X_2 and X_3 for the TPC of MSKO is a quadratic model. A positive value of coefficient X_1, X_2, X_3 in the equation (3) implies that X_1, X_2 and X_3 are effective on increasing the TPC. The model F -value of 45.08 and the low probability value ($p < 0.0001$) implies that the model is significant. The variables with the largest effect on TPC were the linear terms of treatment (X_1, X_2, X_3), the quadratic term of treatment (X_1^2, X_2^2, X_3^2), followed by interaction between X_1 and X_3 . However, interaction term of X_1X_2 and X_1X_3 was not significant. The lack of fit p -value of 1.55 was non-significant, this indicates that the model is suitable to describe the effect of X_1, X_2 and X_3 for the TPC, and that the developed model is adequate for predicting the response. These values would give a good fit to the mathematic model in equation (3).

The fit model to describe the effect of X_1, X_2 and X_3 for the vitamin E of MSKO is a quadratic model. The model F -value of 35.11 ($p < 0.0001$) implies the model is significant. A positive value of coefficient X_1, X_2 and X_3 in the equation (4) implies that the treatment effects on increasing the vitamin E. The variables with the largest effect on vitamin E were X_3 and X_2^2 , followed by X_1, X_2, X_1^2, X_3^2 , and X_2X_3 . However, X_1X_2 and X_1X_3 were not significant. The lack of Fit p -value of 2.93 was non-significant ($p > 0.05$) which indicates that the model is suitable to describe the effect of X_1, X_2 and for the vitamin E, and that the developed model is adequate for predicting the response.

The sign "-" in front of all the first terms of the response equations (-17.13, -397.58 and -255.92) does not have a significant meaning to the RSM model prediction. The signs "-" on the intercept are constants that will be meaningful to the approximate X_1, X_2 , and X_3 that are rational (X values are not equal to zero). Intercept values do not always have to be interpreted, as often the range of X_1, X_2 , and X_3 does not include zero as one of the observed values, so a negative intercept does not matter as long as X_1, X_2 , and X_3 are not equal to zero (Dougherty, 2002; Mendenhall, 2011).

3.3 Interpretation of contour plots

The relationship between dependent and independent variables are illustrated in 3D representation of the response surfaces generated by the model for extraction yield, TPC and vitamin E of MSKO (Figs. 1–3, respectively). These plots are obtained depicting two variables within experimental range and keeping the third variable at a constant level. In order to gain a better understanding of the results of the yield of MSKO, the predicted model is presented in Figure 1 as the 3D plot. It can be seen the effect of X_1 and X_2 at a fixed X_3 on the yield MSKO. It is showed that the yield of MSKO had a maximum point. It appears that the results of the optimization conditions of MSKO extraction to obtain maximum yield indicate an increase. This means that the combination of X_1, X_2 and X_3 are

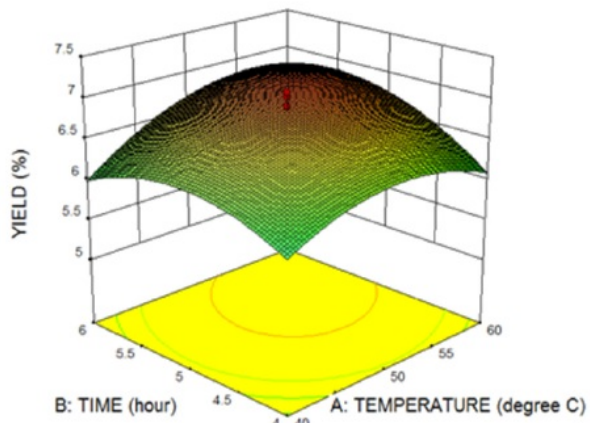


Fig. 1. Response surface plots of yield MSKO.

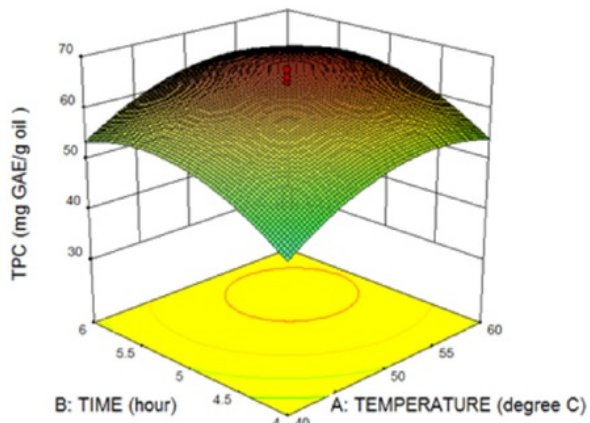


Fig. 2. Response surface plots of TPC MSKO.

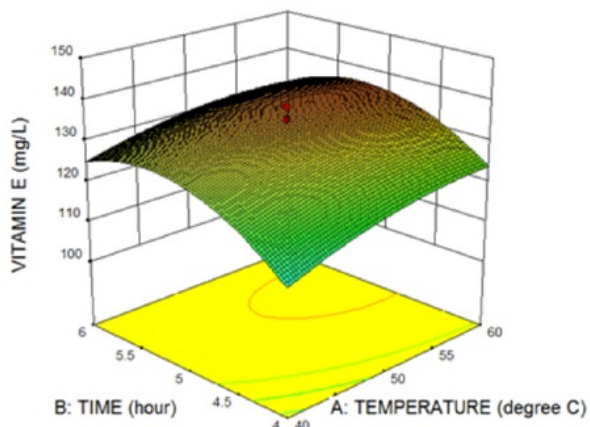


Fig. 3. Response surface plots of vitamin E MSKO.

effect on increasing the yield of MSKO. The effect of X_3 on yield is stronger than the effect of both X_1 and X_2 . It is evident in the coefficient estimated of the ANOVA, larger value of X_3 (0.33) compared to value of X_1 (0.23), while the estimated coefficient of X_2 is smaller (0.18).

The 3D plot corresponding to the effects of X_1 and X_2 on the TPC at a fixed X_3 (200 mL) is shown in Figure 2. It is shown that the TPC had a maximum point. The combination of X_1 , X_2 and X_3 are effect on increasing the TPC of MSKO. At X_3 is constant (200 mL), the influence of X_1 is slightly stronger than the effect of X_2 on increased of the TPC. It is evident in the coefficient estimated of the ANOVA, coefficient estimated of X_1 (4.30) is slightly higher than the coefficient estimated of X_2 (4.03). On the other hand, coefficient estimated of X_3 (5.43) is higher than both coefficients estimated of X_1 and X_2 , this means that the effect of X_3 is stronger than effect of both X_1 and X_2 on TPC.

The 3D plot corresponding to the effect of X_1 and X_2 on the vitamin E at a fixed X_3 (200 mL) is shown in Figure 3. This result showed that the vitamin E had a maximum point. The combination of X_1 , X_2 and X_3 were effect on increasing the vitamin E. At X_3 is constant (200 mL), the effect of X_1 slightly lower than the effect of X_2 on increasing the vitamin E. It is evident in the coefficient estimated of the ANOVA, coefficient estimated of X_1 (4.18) slightly lower than the coefficient estimated of X_2 (4.73). On the other hand, coefficient estimated of X_3 (11.71) is higher than both coefficient estimated of X_1 and X_2 .

Based on the results of the optimum conditions that an increase of X_1 from 40 °C to 54.19 °C and X_2 from 5 h to 5.24 h (at fixed X_3 of 200 mL) promoted an increase in the yield, TPC and vitamin E of MSKO. Further increase of X_1 up to 54.19 °C and addition of X_2 up to 5.24 h promoted a decrease in the yield, TPC and vitamin E of MSKO. An increase of X_1 from 40 to 54.19 °C and X_3 from 150 to 224.23 mL (at fixed X_2 of 5 h) promoted an increase in the yield, TPC and vitamin E. Further, increase of X_1 up to 54.19 °C and addition X_3 up to 224.23 mL promoted a decrease in the yield, TPC and vitamin E. The same phenomenon at an addition of X_2 of 4 h to 5.24 h and X_3 from 150 mL to 224.23 mL (at fixed X_1 of 54.19 °C) promoted an increase in the yield, TPC, and vitamin E. Further, addition of X_2 up to 5.24 h and addition X_3 up to 224.23 mL promoted a decrease in the yield, TPC and vitamin E.

These results are in agreement with other oil studies. Abadi *et al.* (2014), reported that the amount of salmon liver oil yield is increased by increasing temperature from 50 °C to 68 °C in each of considered times, denoting direct impact of temperature increase on increasing percent of oil extraction, it is similar to effect of extraction time. Koleva and Simeonov (2014) and Sescu *et al.* (2013) reported that temperature and solid-liquid ratio had the greatest influence on the yield. Mani *et al.* (2007) and Minjares-Fuentes *et al.* (2014) reported that by increasing the temperature of extraction, the yield of oil is maximized. The more time given to the seeds for contact with the solvent, the higher the extraction yield percentage (Elkhaleefa and Shigidi, 2017).

The linear relationship of temperature and solvent ratio to solid on the extraction of phenolic compound has also been reported by Cacace and Mazza, (2003). Rodrigues *et al.* (2008) reported that the greatest effect on TPC of extracts was

promoted by the solid-liquid ratio and the temperature. Cacace and Mazza (2003) and Wang *et al.* (2013) reported that solid-liquid ratio is the most significant parameter affecting of TPC. According to Ghafoor *et al.* (2009), the solubility of phenolic compounds increases with increasing of temperature and extraction time. Although the positive effect of higher temperature on the extraction yield, but the temperature cannot be increased indefinitely, because the stability of phenolic compounds and membrane denaturation can occur at temperature > 50 °C (Schwartzberg and Chao, 1982; Cacace and Mazza, 2003).

Related to vitamin E, Pascual *et al.* (2013) reported the effect of temperature on vitamin E, in this case against tocopherols in rice parboiling and cooking. They are reported that parboiling affected mostly vitamin E, which presented an average loss of approximately 60% when compared to the initial level. Khatoon and Gopalakrishna (2004) already reported high losses of tocopherols during parboiling a single Indian commercial brown rice sample. Cooking caused a further loss of tocopherols and the final amounts were irrelevant in both cooked non-parboiled and parboiled rice. Kumar *et al.* (2006) have studied the effect of different cooking conditions (different rice-water ratios) on retention of tocopherols in rice bran and reported a variable retention of total tocopherols from 1 to 59% depending on the amount of water used.

Mango seed can be used as an alternative source of vitamin E which is also an antioxidant. Antioxidant vitamin has been reported to be able to reduce the oxidative processes that are important in the initiation of atherosclerosis (Steinberg *et al.*, 1999). A natural tocopherol mixture is used as an antioxidant up to 500 ppm along with ascorbyl palmitate which enables to prolong antioxidant activity. At higher levels (> 1000 ppm) α -tocopherol is thought to act as a pro-oxidant, the addition of 200 ± 800 ppm tocopherols in vegetable oils only exhibits limited effects. Hudson *et al.* (2000), who has study on rice bran oil reported that the isoforms of vitamin E and polyphenols in rice bran oils are bioactive components that are known to exhibit a variety of antioxidant activities that can be directly related to anticancer activity.

3.4 Verification of optimum extraction condition of MSKO

Triplicate experiments were carried out using the optimized parameters for each response for verification. It was aimed to prove that the optimum extraction condition solution suggested by the program provides yield, TPC and vitamin E of MSKO in accordance with the predicted values. The result showed that the average of yield, TPC and vitamin E were 7.22%, 70.67 mg GAE/g oil and 141.37 mg/L, respectively. The MSKO produced in the verification process showed that the average value of the yield, TPC and vitamin E were slightly higher than the predicted values. This indicates that the developed models were valid and adequate in their predictions and they can be used to optimize the extraction process of MSKO. These results suggest that the MSKO obtained from the verification process can be applied to extracting of MSKO, but it must be noted that succeeding higher MSKO yield at higher extraction temperature has limited industrial application because the bioactivity of MSKO might be imperiled.

4 Conclusions

MSKO, an important by-product of mango and a rich source of phenol and vitamin E as a bioactive compound was confirmed, and RSM was applied to determine the optimal extraction conditions of temperature, time, and amount of n-hexane. The procedure was evaluated in terms of the oil extraction yield, TPC and vitamin E. The results of this study can be applied to obtain the optimum conditions of MSKO extraction, and can be applied in food industry. The results suggest that MSKO has potential as raw materials of food products oil-based and as a natural antioxidant of functional food and for use in food processing.

Acknowledgments. Thanks to the Directorate General of Higher Education of Indonesia for a doctoral grant that supports the funding of this study.

Conflicts of interest. The authors declare that they have no conflicts of interest in relation to this article.

References

- Abadi FZK, Abolhasan A, Amir H. 2014. Evaluation and estimation of mass transfer parameters influencing salmon liver oil extraction. *Indian J Nat Sci* 5(27): 2083–2089.
- Abdalla EM, Darwish SM, Ayad EHE, EL-Hamahmy RM. 2007. Egyptian mango by-product. Antioxidant and antimicrobial activities of extract and oil from mango seed kernel. *Food Chem* 103: 1141–1152.
- Agunbiade SO, Olanlokun JO. 2006. Studies on the nutritive values of the seed kernels of exotic and local mangoes. *Biomed Biophys Res Asia* 3: 122–125.
- Bas D, Boyaci IH. 2007. Modelling and optimization I: Usability of response surface methodology. *J Food Eng* 78: 836–45.
- Bauernfeind JS, Desai ID. 1977. The tocopherol content of food and influencing factors. *Crit Rev Food Nutr* 8: 337–382.
- Bhalerao SD, Mulmuley GV, Anathakrishna SM, Potty VH. 1989. Wash and waste water management in food industry. Fruit and vegetable processing. *Indian Food Packer* 43(2): 5–11.
- Brand-Williams W, Cuvelier ME, Berset C. 1995. Use of free radical method to evaluate antioxidant activity. *LWT- Food Sci Technol* 28: 25–30.
- Brigelius-Flohé R, Traber MG. 1999. Vitamin E: function and metabolism. *FASEB J* 13: 1145–1155.
- Cacace JE, Mazza G. 2003. Optimization of extraction of anthocyanin from black currants with aqueous ethanol. *J Food Sci* 68: 240–248.
- Chanioti S, Siamandoura P, Tzia C. 2016. Evaluation of extracts prepared from olive oil by-products using microwave-assisted enzymatic extraction: effect of encapsulation on the stability of final products. *Waste and biomass valorization*. DOI: [10.1007/s12649-475016-9533-1](https://doi.org/10.1007/s12649-475016-9533-1).
- Desai ID, Swann MA, Garcia Tavares ML, Dutra de Oliveira BS, Duarte FAM, Dutra de Oliveira JE. 1980. Vitamin E status of agricultural migrant workers in Southern Brazil. *Am J Clin Nutr* 33: 2669–2673.
- Dougherty C. 2002. Introduction to econometrics, 2nd ed. New York: Oxford University Press, pp. 13–14.
- Elkhaleefa A, Shigidi I. 2015. Optimization of sesame oil extraction process conditions. *Adv Chem Eng Sci* 5: 305–310. <https://doi.org/10.4236/aces.2015.53031>.
- FAO. 2006. The state of food insecurity in the world. <http://www.fao.org/docrep/009/a0750e/a0750e00.htm>. Accessed at 2014/01/08.
- Ghafoor K, Choi YH, Jeon JY, Jo IH. 2009. Optimization of ultrasound-assisted extraction of phenolic compounds, antioxidants, and anthocyanins from grape (*Vitis vinifera*) seeds. *J Agric Food Chem* 57: 4988–4994.
- Giovanni M. 1983. Response surface methodology and product optimization. *Food Technol* 37(11): 41–45.
- Goula A. 2013. Ultrasound-assisted extraction of pomegranate seed oil - Kinetic modeling. *J Food Eng* 117: 492–498.
- Hudson EA, Dinh PA, Kokubun T, Simmonds MSJ, Gescher A. 2000. Characterization of potentially chemopreventive phenols in extracts of brown rice that inhibit the growth of human breast and colon cancer cells. *Cancer Epidemiol Biomark Prev* 9(11): 1163–1170.
- Jafari M, Gharachorloo M, Hemmaci AH. 2014. The stabilizing effect of three varieties of crude mango seed kernel oil on tallow. *J Food Biosci Technol* 4(1): 31–36.
- Khatoon S, Gopalakrishna AG. 2004. Fat-soluble nutraceuticals and fatty acid composition of selected Indian rice varieties. *J Am Oil Chem Soc* 81: 939–943.
- Kittiphoom S. 2012. Utilization of mango seeds. *Int Food Res J* 19(4): 1325–1335.
- Kittiphoom S, Sutasinee S. 2013. Mango seed kernel oil and its physicochemical properties. *Int Food Res J* 20(3): 1145–1149.
- Koleva V, Simeonov E. 2014. Solid liquid extraction of phenolic and flavonoid compounds from *Cotinus coggygria* and concentration by nano-filtration. *Chem Biochem Eng Q* 28(4): 545–551. DOI: [10.15255/CABEQ.2014.2006](https://doi.org/10.15255/CABEQ.2014.2006).
- Kumar HGA, Khatoon S, Prabhakar DS, Krishna AGG. 2006. Effect of cooking of rice bran on the quality of extracted oil. *J Food Lipids* 13: 341–353.
- Li T, Qu X, Zhang Q, Wang Z. 2012. Ultrasound-assisted extraction and profile characteristics of seed oil from *Isatis indigotica* Fort. *Ind Crop Prod* 35: 98–104.
- Liu S, Yang F, Zhan C, Ji H, Hong P, Deng C. 2009. Optimization of process parameters for supercritical carbon dioxide extraction of *Passiflora* seed oil by response surface methodology. *J Supercrit Fluids* 48: 9–14.
- Mahale SM, Goswami-Giri AS. 2011. Composition and characterization of refined oil compared with its crude oil from waste obtained from *Mangifera indica*. *Asian J Res Chem* 4: 1415–1419.
- Mani S, Jaya S, Vadivambal R. 2007. Optimization of solvent extraction of *Moringa oleifera* seed kernel oil using response surface methodology. *Food Bioprod Process* 85: 328–335.
- Mayer S, Weiss J, McClements DJ. 2013. Vitamin E-enriched nanoemulsions formed by emulsion phase inversion: factors influencing droplet size and stability. *J Colloid Interface Sci* 402: 122–130. DOI: [10.1016/j.jcis.2013.04.016](https://doi.org/10.1016/j.jcis.2013.04.016).
- Mendenhall W. 2011. A second course in statistics: regression analysis, 7th ed. Upper Saddle River, New Jersey: Prentice Hall. 99p.
- Minjares-Fuentes R, Femeni A, Garau MC, Meza-Velázquez JA, Simala S, Rosselló C. 2014. Ultrasound-assisted extraction of pectin from grape pomace using citric acid: a response surface methodology approach. *Carbohydr Polym* 106: 179–189.
- Mohdaly AA, Smetanska AI, Ramadan MF, Sarhan MA, Mahmoud A. 2011. Antioxidant potential of sesame (*Sesamum indicum*) cake extract in stabilization of sunflower and soybean oils. *Ind Crop Prod* 34: 952–959.
- Montgomery DC. 1984. Design and analysis of experiments, Singapore: John Wiley & Sons, Inc: 204–208.

- Mostafa UE. 2013. Phenolic compounds and antioxidant potential of mango peels and kernels (*Mangifera indica* L.) on the frying oil stability, lipid profile and activity of some antioxidant serum enzymes in rats. *J Am Sci* 9(11): 371–378.
- Nzikou JM, Kimbonguila A, Matos L, *et al.* 2010. Extraction and characteristics of seed kernel oil from mango (*Mangifera indica*). *RJ Environ Earth Sci* 2: 31–35.
- Pascual CSCI, Isabel LM, Fabiana K, Rosa MCB, José AN, Ursula MLM. 2013. Effects of parboiling, storage and cooking on the levels of tocopherols, tocotrienols and γ -oryzanol in brown rice (*Oryza sativa* L.) *Food Res Int* 50: 676–681.
- Puravankara D, Boghra V, Sharma RS. 2000. Effect of antioxidant principles isolated from mango (*Mangifera indica* L) seed kernels on oxidative stability of buffalo ghee (butter-fat), *J Sci Food Agric* 80(4): 522–526. DOI: [10.1002/\(SICI\)1097-0010\(200003\)80:4:522::AID-JSFA560.3.0.CO;2-R](https://doi.org/10.1002/(SICI)1097-0010(200003)80:4:522::AID-JSFA560.3.0.CO;2-R).
- Rodrigues S, Pinto G, Fernandes F. 2008. Optimization of ultrasound extraction of phenolic compounds from coconut (*Cocos nucifera*) shell powder by response surface methodology. *Ultrason Sonochemistry* 15: 95–100.
- Rukmini C, Vijayaraghavan M. 1984. Nutritional and toxicological evaluation of mango kernel oil. *J Am Oil Chem Soc* 61: 780–792.
- Sahin S, Samli R. 2013. Optimization of olive leaf extract obtained by ultrasound-assisted extraction with response surface methodology. *Ultrason Sonochemistry* 20: 595–602.
- Samaram S, Mirhosseini H, Tan C, Ghazali H, Bordbar S, Serjouie A. 2015. Optimisation of ultrasound-assisted extraction of oil from papaya seed by response surface methodology: oil recovery, radical scavenging antioxidant activity and oxidation stability. *Food Chem* 172: 7–17.
- Sani I. 2014. Soxhlet extraction and physicochemical characterization of *Mangifera indica* L. Seed kernel oil. *Research and Reviews: J Food Dairy Tech* 2(1): 20–24.
- Schneider C. 2005. Chemistry and biology of vitamin E. *Mol Nutr Food Res* 49: 7–30. DOI: [10.1002/mnfr.200400049](https://doi.org/10.1002/mnfr.200400049).
- Schwartzberg HG, Chao RY. 1982. Solute diffusivities in leaching processes. *Food Technol* 2: 73–86.
- Singh SK, Sharma HC, Singh SP. *In vitro* polyembryony in monoembryonic mango cultivars (*Mangifera indica* L.) In: Kapoor AC, ed. Sustainability of Hill Agriculture: emerging trends and possible solutions. New Delhi: Today's and Tomorrow's Printers and Publishers, 2002. pp. 295–299.
- Soong YY, Barlow PJ, Perera CO. 2004. A cocktail of phytonutrients: identification of polyphenols, phytosterol and tocopherols from mango seed kernel. *IFT Ann meeting Las Vegas* 12–16.
- Steinberg D, Parthasarathy S, Carew TE, Khoo JC, Witztum JL. 1989. Beyond cholesterol: modification of low density lipoprotein that increase its atherogenicity. *N Engl J Med* 320: 915–924.
- Stroescu M, Stoica-Guzun A, Ghergu S, Chira N, Jipa I. 2013. Optimization of fatty acids extraction from *Portulaca oleracea* seed using response surface methodology. *Ind Crops Prod* 43: 405–411.
- Tiwari U, Cummins E. 2009. Nutritional importance and effect of processing on tocopherols in cereals. *Trends Food Sci Technol* 20: 511–520.
- Wang X, Wu Y, Chen G, Yue W, Liang Q, Wu Q. 2013. Optimisation of ultrasound assisted extraction of phenolic compounds from *Sparganii rhizoma* with response surface methodology. *Ultrason Sonochemistry* 20: 846–854.
- Yang Y, DJ McClements. 2013. Vitamin E bio accessibility: influence of carrier oil type on digestion and release of emulsified α -tocopherol acetate. *Food Chem* 141: 473–481. DOI: [10.1016/j.foodchem.2013.03.033.458](https://doi.org/10.1016/j.foodchem.2013.03.033.458).
- Yolmeh M, Habibi NM, Farhoosh R. 2014. Optimization of ultrasound-assisted extraction of natural pigment from annatto seeds by response surface methodology (RSM). *Food Chem* 155: 319–324.

Cite this article as: Mas'ud F, Mahendradatta M, Laga A, Zainal Z. 2017. Optimization of mango seed kernel oil extraction using response surface methodology. *OCL* 24(5): D503.

Optimization of mango seed kernel oil extraction using response surface methodology

ORIGINALITY REPORT

%30
SIMILARITY INDEX

%13
INTERNET SOURCES

%28
PUBLICATIONS

%7
STUDENT PAPERS

PRIMARY SOURCES

1 Nadeem, Muhammad, Muhammad Imran, and Anjum Khalique. "Promising features of mango (*Mangifera indica* L.) kernel oil: a review", *Journal of Food Science and Technology*, 2016. **%3**
Publication

2 Cristina de Simone Carlos Iglesias Pascual, Isabel Louro Massaretto, Fabiana Kawassaki, Rosa Maria Cerdeira Barros et al. "Effects of parboiling, storage and cooking on the levels of tocopherols, tocotrienols and γ -oryzanol in brown rice (*Oryza sativa* L.)", *Food Research International*, 2013 **%3**
Publication

3 R. Minjares-Fuentes, A. Femenia, M.C. Garau, J.A. Meza-Velázquez, S. Simal, C. Rosselló. "Ultrasound-assisted extraction of pectins from grape pomace using citric acid: A response surface methodology approach", *Carbohydrate Polymers*, 2014 **%3**
Publication

4

dspace.vpmthane.org:8080

Internet Source

% 1

5

Abas Wani, A.. "Effect of Temperature, Alkali Concentration, Mixing Time and Meal/Solvent Ratio on the Extraction of Watermelon Seed Proteins-a Response Surface Approach", Biosystems Engineering, 200605

Publication

% 1

6

Sofia Chanioti, Constantina Tzia. "Evaluation of ultrasound assisted and conventional methods for production of olive pomace oil enriched in sterols and squalene", LWT, 2019

Publication

% 1

7

link.springer.com

Internet Source

% 1

8

Submitted to Nguyen Tat Thanh University

Student Paper

% 1

9

Ehab I. Taha, Ahmed M. Samy, Alaa A. Kassem, Mansoor A. Khan. "Response Surface Methodology for the Development of Self-Nanoemulsified Drug Delivery System (SNEDDS) of All-Trans-Retinol Acetate", Pharmaceutical Development and Technology, 2008

Publication

% 1

10

Joseph Hategekimana, Moses. V.M. Chamba,

Charles F. Shoemaker, Hamid Majeed, Fang Zhong. "Vitamin E nanoemulsions by emulsion phase inversion: Effect of environmental stress and long-term storage on stability and degradation in different carrier oil types", Colloids and Surfaces A: Physicochemical and Engineering Aspects, 2015

Publication

% 1

11

Wang, S.. "Optimization of pectin extraction assisted by microwave from apple pomace using response surface methodology", Journal of Food Engineering, 200701

Publication

% 1

12

Submitted to Universita degli Studi di Torino

Student Paper

% 1

13

sciencejournal.in

Internet Source

% 1

14

Frank D. Gunstone. "Vegetable Oils", Wiley, 2005

Publication

% 1

15

Gupta, Anand S., Sanjay J. Kshirsagar, Mangesh R. Bhalekar, and Tina Saldanha. "Design and development of liposomes for colon targeted drug delivery", Journal of Drug Targeting, 2013.

Publication

<% 1

Desai, I.D.. "Vitamin E content of crude and

16

refined vegetable oils in Southern Brazil",
Journal of Food Composition and Analysis,
198806

Publication

<% 1

17

www.pjmonline.org

Internet Source

<% 1

18

Submitted to Universiti Kebangsaan Malaysia

Student Paper

<% 1

19

Yuwei Wang, Guangxiang Luan, Wu Zhou, Jing Meng, Honglun Wang, Na Hu, Yourui Suo.
"Subcritical water extraction, UPLC-Triple-TOF/MS analysis and antioxidant activity of anthocyanins from Lycium ruthenicum Murr.",
Food Chemistry, 2018

Publication

<% 1

20

repositories.lib.utexas.edu

Internet Source

<% 1

21

Marta Stroescu, Anicuta Stoica-Guzun, Sorina Ghergu, Nicoleta Chira, Iuliana Jipa.
"Optimization of fatty acids extraction from Portulaca oleracea seed using response surface methodology", Industrial Crops and Products, 2013

Publication

<% 1

22

R. Minjares-Fuentes, A. Femenia, M.C. Garau, M.G. Candelas-Cadillo, S. Simal, C. Rosselló.

<% 1

"Ultrasound-assisted extraction of hemicelluloses from grape pomace using response surface methodology", Carbohydrate Polymers, 2016

Publication

23

Submitted to Universiti Teknologi MARA

Student Paper

<% 1

24

Omar, Khamis Ali, Ruijie Liu, and Xingguo Wang. "Effects of ultrasound-assisted extraction on yield of flaxseed oil, β - and γ -tocopherols optimized by orthogonal array design : Ultrasound-assisted extraction of flaxseed oil", European Journal of Lipid Science and Technology, 2014.

Publication

<% 1

25

Weibao Kong. "Optimization of ultrasound-assisted extraction parameters of chlorophyll from *Chlorella vulgaris* residue after lipid separation using response surface methodology", Journal of Food Science and Technology, 04/29/2012

Publication

<% 1

26

Stephanie Krauß, Vanessa Darwisch, Walter Vetter. "Occurrence of tocopheryl fatty acid esters in vegetables and their non-digestibility by artificial digestion juices", Scientific Reports, 2018

Publication

<% 1

27

Kumar, D. "Extraction of the Bioactives",
Nutraceuticals Basic Research/Clinical
Applications, 2015.

Publication

<% 1

28

Hayta, Mehmet, and Elif Meltem İşçimen.
"Optimization of ultrasound-assisted
antioxidant compounds extraction from
germinated chickpea using response surface
methodology", LWT - Food Science and
Technology, 2017.

Publication

<% 1

29

Aslan, N.. "Modeling and optimization of Multi-
Gravity Separator to produce celestite
concentrate", Powder Technology, 20070525

Publication

<% 1

30

"Microbial Control and Food Preservation",
Springer Nature, 2017

Publication

<% 1

31

Sodeifian, Gholamhossein, Nedasadat Saadati
Ardestani, Seyed Ali Sajadian, and Sajad
Ghorbandoost. "Application of supercritical
carbon dioxide to extract essential oil from
Cleome coluteoides Boiss: Experimental,
response surface and grey wolf optimization
methodology", The Journal of Supercritical
Fluids, 2016.

Publication

<% 1

32

krishikosh.egranth.ac.in

Internet Source

<% 1

33

"Subcritical Water Extraction of Phenolic Compounds from Mango Seed Kernel Using Response Surface Methodology", Asian Journal of Chemistry, 2013.

Publication

<% 1

34

E. Conde. "Extraction of natural antioxidants from plant foods", Separation extraction and concentration processes in the food beverage and nutraceutical industries, 2010

Publication

<% 1

35

Jia, Yin-yin, and Long Zhang. "A process for preparing polyethylene wax microspheres and optimization of their dissolution precipitation by response surface methodology", Journal of Applied Polymer Science, 2012.

Publication

<% 1

36

academicjournals.org

Internet Source

<% 1

37

www.cdpr.ca.gov

Internet Source

<% 1

38

Eipeson, Waliaveetil, and Ramesh Ramteke. "Utilization of By-Products of Fruit and Vegetable Processing", Handbook of Postharvest Technology Cereals Fruits

<% 1

Vegetables Tea and Spices, 2003.

Publication

39

Submitted to Universiti Putra Malaysia

Student Paper

<% 1

40

Phiwe Charles Jiyane, Kaniki Tumba, Paul Musonge. "Optimisation of *Croton gratissimus* Oil Extraction by *n*-Hexane and Ethyl Acetate Using Response Surface Methodology", *Journal of Oleo Science*, 2018

Publication

<% 1

41

Bukhari, S. Birjees, Shahid Iqbal, and M. I. Bhangar. "Antioxidant potential of commercially available cumin (*Cuminum cyminum* Linn) in Pakistan", *International Journal of Food Sciences and Nutrition*, 2009.

Publication

<% 1

42

Amy Botta, Sanjoy Ghosh. "Exploring the Impact of n-6 PUFA-rich Oilseed Production on Commercial Butter Compositions Worldwide", *Journal of Agricultural and Food Chemistry*, 2016

Publication

<% 1

43

ssu.ac.ir

Internet Source

<% 1

44

TENG-JU TAN. "EXTRACTION OF COCOA BUTTER BY SUPERCRITICAL CARBON DIOXIDE: OPTIMIZATION OF OPERATING

<% 1

CONDITIONS AND EFFECT OF PARTICLE SIZE", Journal of Food Lipids, 5/2008

Publication

-
- 45 Milan D. Kostić, Nataša M. Joković, Olivera S. Stamenković, Katarina M. Rajković, Petar S. Milić, Vlada B. Veljković. "Optimization of hempseed oil extraction by n-hexane", Industrial Crops and Products, 2013 <% 1
- Publication

-
- 46 Bachir bey, Mostapha, Leila Meziat, Yassine Benchikh, and Hayette Louaileche. "Deployment of response surface methodology to optimize recovery of dark fresh fig (Ficus carica L., var. Azenjar) total phenolic compounds and antioxidant activity", Food Chemistry, 2014. <% 1
- Publication

-
- 47 issuu.com <% 1
- Internet Source

-
- 48 openprairie.sdstate.edu <% 1
- Internet Source

-
- 49 allthingsbugs.com <% 1
- Internet Source

-
- 50 amsdottorato.unibo.it <% 1
- Internet Source

Odabaş, Halil İbrahim, and İlkay Koca.

51

"Application of response surface methodology for optimizing the recovery of phenolic compounds from hazelnut skin using different extraction methods", Industrial Crops and Products, 2016.

Publication

<% 1

52

VujasinoviÄ‡, Vesna, Olga RadoÄ‡aj, and Etelka DimiÄ‡. "Optimization of Hull-Less Pumpkin Seed Roasting Conditions Using Response Surface Methodology", Journal of Food Science, 2012.

Publication

<% 1

53

www.jimmunol.org

Internet Source

<% 1

54

www.docstoc.com

Internet Source

<% 1

55

Fan, Kai, Libing Chen, Xiaohong Wei, Jie He, Zankai Yan, and Fengwei Yan. "Antioxidative Properties of Rapeseed Meal Extract on Soybean Oil During Accelerated Storage : Antioxidative Properties of Rapeseed Meal Extract", Journal of Food Processing and Preservation, 2015.

Publication

<% 1

56

de Mello, Bruna Tais F., Vitor A. dos Santos Garcia, and Camila da Silva. "Ultrasound-Assisted Extraction of Oil from Chia (S alvia

<% 1

hispânica L.) Seeds: Optimization Extraction and Fatty Acid Profile : Ultrasound-Assisted Extraction of Oil from Chia", Journal of Food Process Engineering, 2015.

Publication

57

bibliotecadigital.ipb.pt

Internet Source

<% 1

58

Li, An-Na, Sha Li, Dong-Ping Xu, Xiang-Rong Xu, Yu-Ming Chen, Wen-Hua Ling, Feng Chen, and Hua-Bin Li. "Optimization of Ultrasound-Assisted Extraction of Lycopene from Papaya Processing Waste by Response Surface Methodology", Food Analytical Methods, 2015.

Publication

<% 1

59

epdf.tips

Internet Source

<% 1

60

www.thaiscience.info

Internet Source

<% 1

61

Medouni-Adrar, Sonia, Lila Boulekbache-Makhlouf, Yves Cadot, Lamia Medouni-Haroune, Farid Dahmoune, Aida Makhoukhe, and Khodir Madani. "Optimization of the recovery of phenolic compounds from Algerian grape by-products", Industrial Crops and Products, 2015.

Publication

<% 1

62

Nandita Dasgupta, Shivendu Ranjan. "An Introduction to Food Grade Nanoemulsions", Springer Nature, 2018

Publication

<% 1

63

Martin Masibo. "Mango Bioactive Compounds and Related Nutraceutical Properties—A Review", Food Reviews International, 10/2009

Publication

<% 1

64

Wong Paz, Jorge E., Diana B. Muñiz Márquez, Guillermo C.G. Martínez Ávila, Ruth E. Belmares Cerda, and Cristóbal N. Aguilar. "Ultrasound-assisted extraction of polyphenols from native plants in the Mexican desert", Ultrasonics Sonochemistry, 2015.

Publication

<% 1

65

Wu, Zhen, Hong Li, Dawei Tu, Yong Yang, and Yong Zhan. "Extraction optimization, preliminary characterization, and in vitro antioxidant activities of crude polysaccharides from finger citron", Industrial Crops and Products, 2013.

Publication

<% 1

66

Karel Ventura. "Comparison of Modern Extraction Techniques in Analysis of Soil Contaminated with Fuel and Crude Oil Spills", Journal of Liquid Chromatography & Related Technologies, 2003

<% 1

67

Lee, Sin Yee, Sin Yin Fu, and Gun Hean Chong. "Ultrasound-assisted extraction kinetics, fatty acid profile, total phenolic content and antioxidant activity of green solvents' extracted passion fruit oil", *International Journal of Food Science & Technology*, 2015.

Publication

<% 1

68

"Plants: Diet and Health", Wiley, 2003

Publication

<% 1

69

Bagher Hashemi, Seyed Mohammad, Amin Mousavi Khaneghah, and Hamid Akbarirad. "The Effects of Amplitudes Ultrasound-Assisted Solvent Extraction and Pretreatment Time on the Yield and Quality of *Pistacia Khinjuk* Hull Oil", *Journal of Oleo Science*, 2016.

Publication

<% 1

EXCLUDE QUOTES ON

EXCLUDE BIBLIOGRAPHY ON

EXCLUDE MATCHES < 5 WORDS